

innoci[®]
L i f e s t y l e

藝耐

STYLISH BATHROOM FOR ELEGANT LIFESTYLE

2018 产品综合目录



A Different
Lifestyle Started
with New
Bathroom Fashion

innoci 藝耐

BATHROOM SOLUTIONS 18A

2018001

BATHROOM SOLUTIONS

 **DONG
PENG**
MEMBER OF DONGPENG GROUP
innoci Germany GmbH
www.innoci.com
info@innoci.com



Have a special moment here and allow yourself to be energized and looked sharp every single day.

STYLISH
BATHROOM
FOR
ELEGANT
LIFESTYLE



CONTENTS



P. 14

Vanities 浴室柜

Wall-Hung Vanities 壁挂式浴室柜

Floor Standing Vanities 落地浴室柜

Modern Standing Vanities 现代浴室柜



P. 54

Toilets 座便器


One Piece 连体座便器

Wall-Hung Toilets 挂墙式座便器

Concealed-Tank Toilets 隐藏式座便器

Urinals 小便斗

Smart Toilets & Seats 智能座便器/盖板



P. 68

Faucets 龙头

Classic Crystal 古典水晶

Classic Series 复古系列

Crystal Series 水晶系列

Flat Series 方形系列

Kitchen Faucets 厨房龙头

Linear & Circle 线与圆



P. 88

Basins 面盆

Vessel Basins 台上盆

Semi-Recessed Basins 半嵌盆

Wall-Mount Basins 壁挂盆

Under-Mount Basins 台下盆

Pedestal Basins 柱盆



P. 94

Bathtubs 浴缸

Soild Surface Bathtubs 环保石浴缸

Free Standing Bathtubs 亚克力独立缸

Drop-In Bathtubs 亚克力台面缸

Massage Bathtubs 按摩缸



P. 112

Mirrors 镜子

LED Mirrors 浴室镜

Cosmetic Mirrors 化妆镜

Mirror Cabinets 镜柜



P. 124

Showering Screens 淋浴房

Shower Columns 淋浴柱

Shower Components 淋浴配件



Accessories 配件

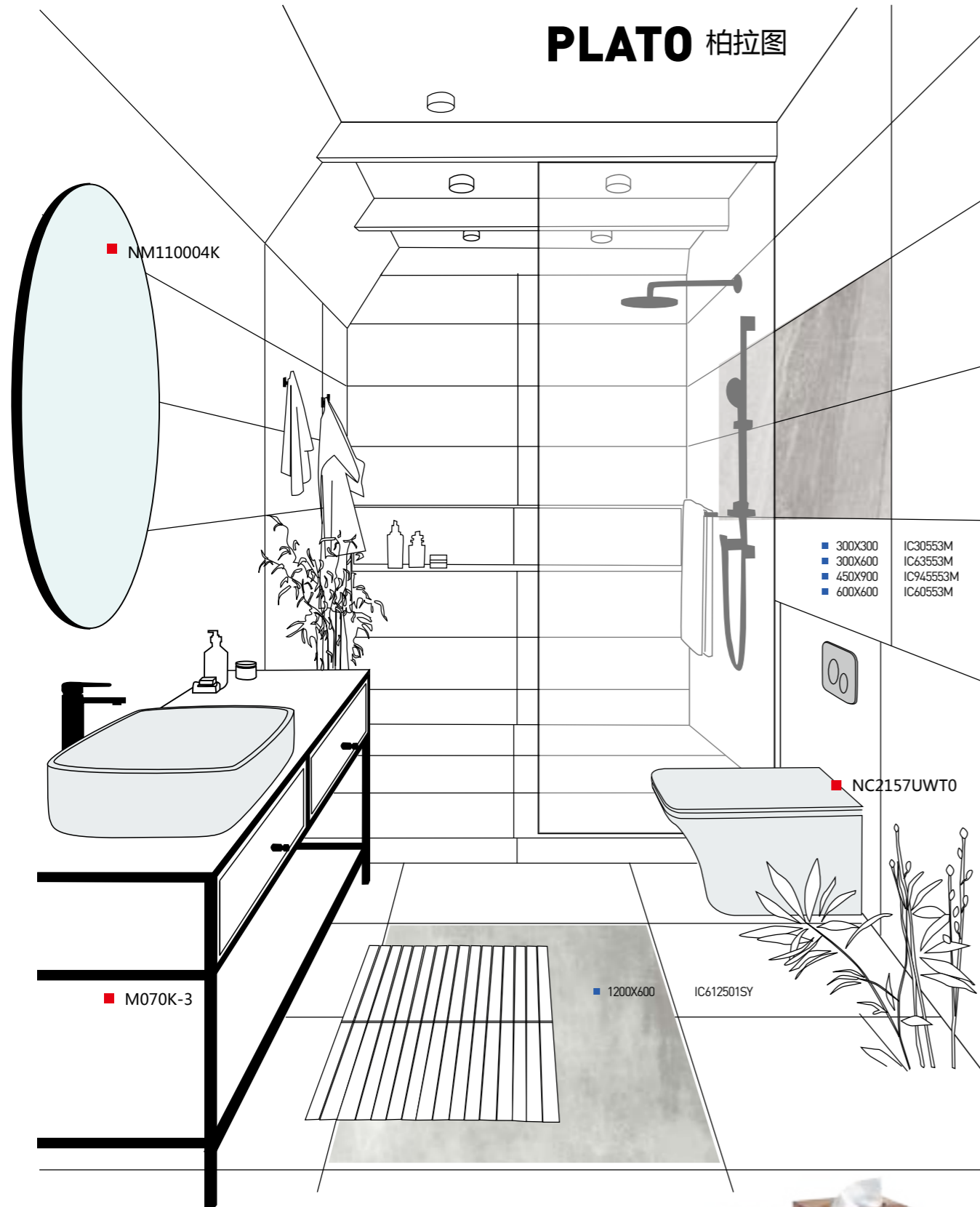
Crystal 水晶

Classic Series 复古

Flat Series 平面

Circle Series 圆形

PLATO 柏拉图



This smooth combination of metal and wood Plato design combines a simple building block look while still having important storage functions. Here at Innoci lifestyle we profusely recommend this bathroom set to be used for leisure hotels or upmarket houses looking for that concise yet simplistic design.

如同积木般的组合型金属/木纹浴柜具有多种收纳功能，适合休闲型酒店/住宅，搭配相对应的浴室产品，展现出简洁的浴室风格

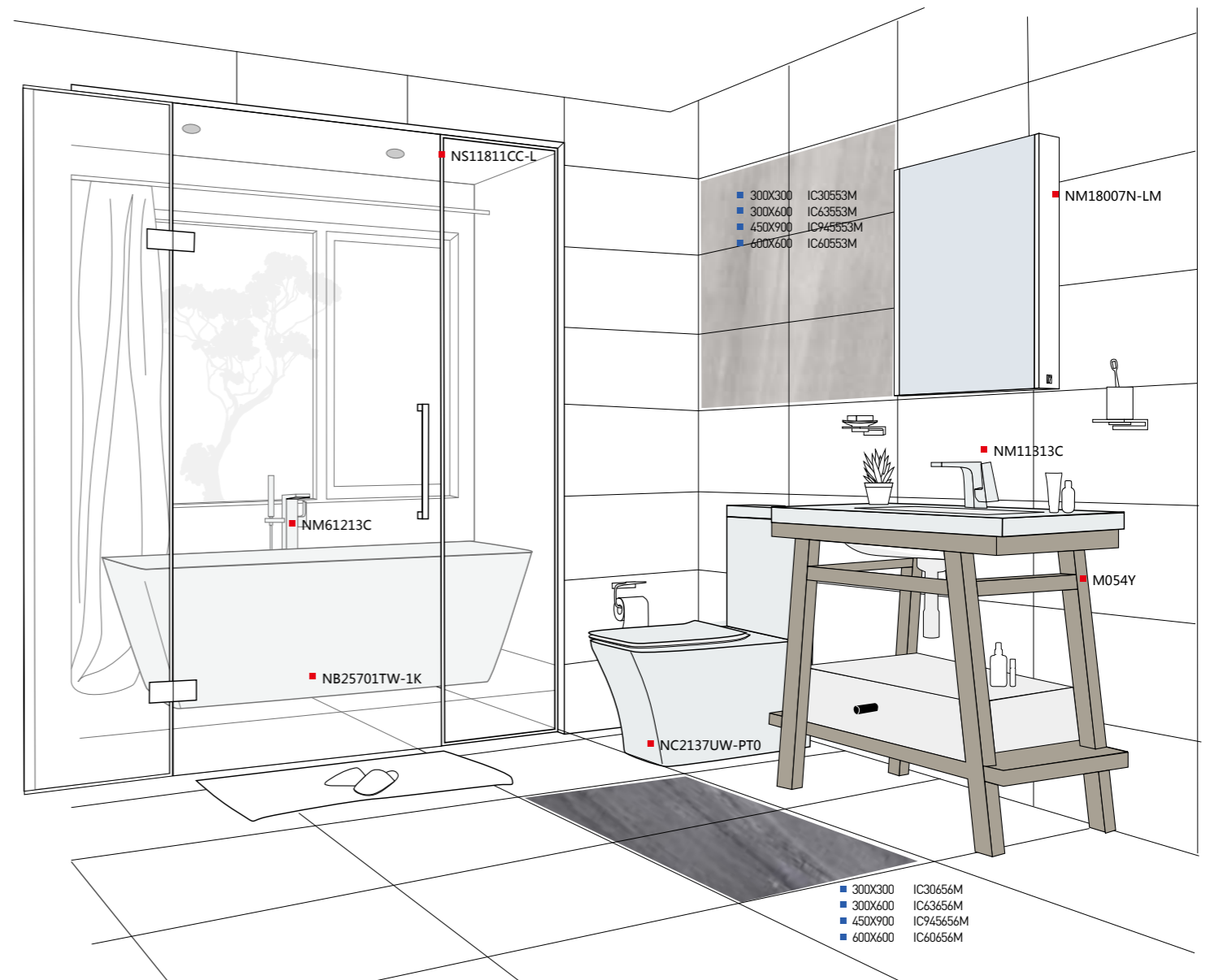


FANTASIE

范特西

Are you looking for a bathroom with a large display piece? Then take a look at our Fantasie set. This design has a large one-piece basin with a ceramic countertop replacing traditional marble. The design is marked with a trapezoidal structure that will give the bathroom the different look that you have been searching for. How about storage? Take a closer look at the bottom drawers to solve your needs. Add in the ergonomic bathtub designed with back support at both ends and you have a winning combination of both luxury and comfort. What else would you need?

大型一体陶瓷台面代替传统大理石，底部抽屉置放小型饰物，梯形结构式造型成为浴室里最好的装饰，搭配线条硬朗的方形独立浴缸，符合人体工程学的内腔设计在两端提供背部支撑为您提供充足和放松的空间。



GRAMMY 格莱美

Ever thought of having a bit of a rustic effect for your bathroom? Then take a look at the Grammy design. Inspired by history but with a hint of a modern twist. This style is truly a great mix of past and present embellishing the colours of light and darkness.


格莱美空间结合了古典和现代时尚
这是一个混搭的浴室方案作品
补充你对不同时空的折衷品味



PANDORA 潘多拉

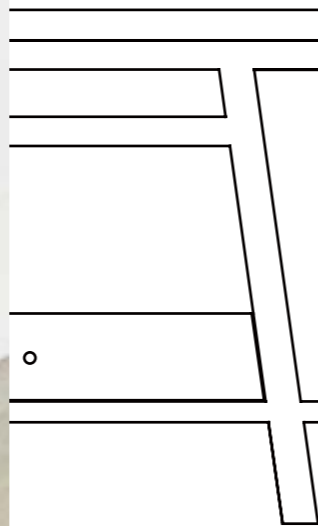
Clear. Simple. Precise. This steel and wooden bathroom combination screams out these three words. What else do you need in a bathroom? Well let us tell you! This uniquely designed bathroom set was created not only to look great but with the all important storage feature in mind. If you are looking for something which shouts of sophistication and convenience interfused with a subtle hint of a circle and square pattern then the Pandora design is the design for you.

在圆与方的浴室解决方案中感受到精练与便捷
 精致与典雅是现代卫浴和谐的体现
 结构式钢木结合浴室柜的独特设计及贴心的存储空间
 捕捉了您生活空间中的视野





Innoci redefines the concept for the practical use and artistic design for bathroom space and even brings it to another level. The Spiral is inspired by the very famous building "Doha Tower", and manufactured with our superb technology, which makes Spiral as elegant as how it looks like.



V2
Vanity Trapezoid
梯形柜



M054Y
1000x455x880mm



M054Y
1000x455x880mm

Minimalist design stands out the uniqueness. Multi-color brackets integrates the modern element into functionality. The wooden simple design fulfils one's character without any conflict to harmonize the style in bathroom.

极简才能够突出重点。多种颜色可供选择的面盆支架，将传统功能与现代元素完美结合。硬朗的实木架子让浴室的风格得到互相协调，也发挥了个性的体现。



M054U



Pure and thoughtful designs come with environment-friendly materials. All designs are for building up the mutual understanding between users and nature. Change has made humans progress and creativity has made our dreams come true. Keep progressing and creating to live out the dream. Every achievement of a good life comes from the pursuit of perfection.

纯洁的设计，无微不至的呵护，推崇环保的材料宗旨，所有的设计构思都是为使用者与自然暖阳的沟通。改变使人类不断进步；创新让我们梦想成真；生活也应该有生活梦想的态度，艺术的不断努力与创新，为了彼此的生活梦想而努力。每一个高品质的生活梦想的实现，都来自对极致标准的执着追求。



M080Y-1
1500x560x850mm



V5

Vanity Gemini 杰美尼

Twin basin combination design, which sharing a happy time with your beloved.

双人台盆组合设计，与亲爱的他/她共享幸福好时光



M079Y-2
1200x450x865mm





M078Y-2
1000x450x865mm



Minimalist design stands out the uniqueness. Multi-color brackets integrate the modern element into functionality. The simple design fulfils one's character without any conflict to harmonize the style in bathroom.

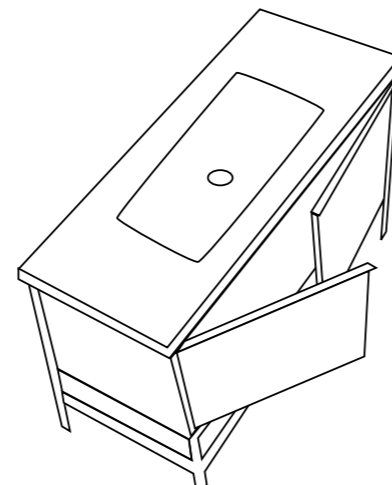
极简才能够突出重点。多种颜色可供选择的面盆支架，将传统功能与现代元素完美结合。硬朗的外形让浴室的风格得到互相协调，也发挥了个性的体现。

M078Y-1
1000x450x865mm



Matte black metal rack with North American red oak wood grain cabinet, that is perfect match of steel and wood. Aluminum recessed cabinet door handle, combined with large drawer and shelf board, to meet the dry and wet storage needs.

亚光黑色钢制置物架搭配北美红橡木木纹柜，钢与木的完美结合形态。铝制隐藏式柜门把手。大抽屉和置物层板的组合，干湿分离的储物方式。

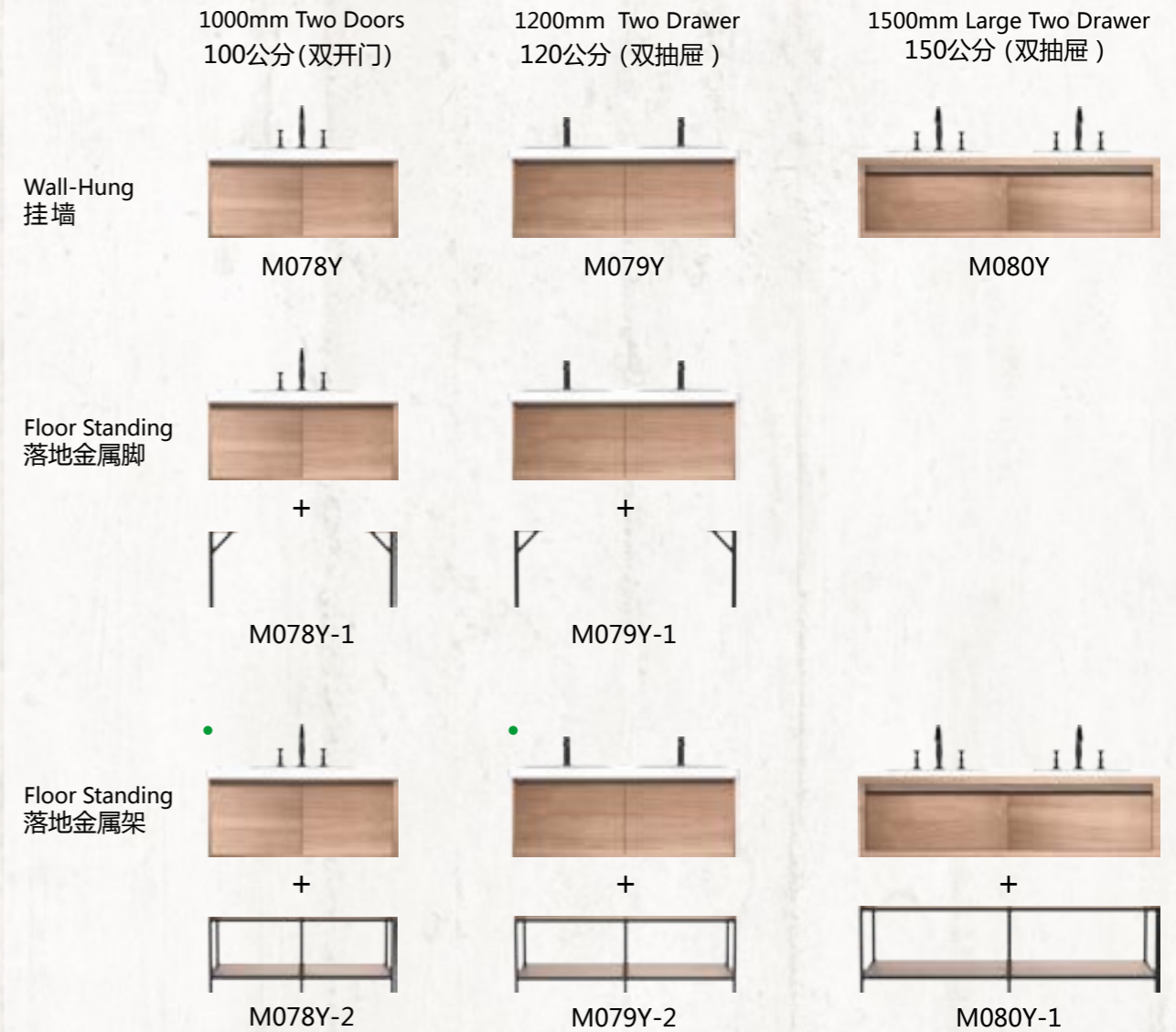




M078Y-2
1000x450x865mm

The drawers are big which are suitable for storing washing and brushing products. Buffering door hinges ensure space usage and safety. Choosing Moisture-proof materials is the priority; therefore, suitable timber, door hinges and handle, all must be based on the needs for moisture-proof to create an exquisite and beautiful bathroom cupboard.

抽屉空间大，适合摆放各种大体积的洗漱用品。缓冲门铰设计保证使用的安全稳定性。防潮的选材是第一步的控制，从木材的选购，门铰链的搭配到把手的配置都考虑如何设计出严谨而美观的浴室储物柜。





V9

Vanity Magie 玛吉

The customize combination of drawers and cabinets are like the magic of the Rubik's Cube, that creating a unique storage structure.

自由组合的抽屉、柜子犹如魔方的灵动百变，随心打造独有储物格局。

M070B-4
1210x565x865mm



M070B-1



M070B-3

White oak veneer plywood, three-in-one combination structure without glued paint, environmental protection without cracking. Drawers, cabinets, storage boards are in variety combinations, that according to different environments and end-user's needs with flexible options. The unlimited extension of limited storage space, satisfy for emphasis on functional pragmatists.

白橡木色实木贴皮多层板、三合一组合结构、无胶合漆。环保无污染不开裂抽屉、柜子、置物层板多种组合方式、灵活多变、可根据不同使用环境和用户需求灵活搭配。将有限的储物空间无限延展、适合强调功能性的实用主义者。



M068Y-2
1010x565x865mm



800mm



M068B-1



M068B-2

1000mm



M069B-1



M069B-2



M069B-3



M069B-4

1200mm



M070B-1



M070B-2



M070B-3



M070B-4

1500mm



NM071B-1




NM071B-2

Vanity Color
柜体选配颜色



Drawer Color
抽屉选配颜色





V6 Vanity Arc 圆弧柜

You can tell one's living quality from the bathroom. Characteristic design and comfort are the keys to have better lives. What makes more out of it is creativity.

浴室最能体现出一个家的生活品质。个性化设计和舒适享受是关键，除此之外，你需要的是更多创意的表现。





V7

750x460x870mm

Vanity Arc 方弧柜

Minimalist style gains more importance in bathroom design. Linear design vanity with arc basin, without any exaggerating modification, illustrates simple and elegant lifestyle.

极简风格成为浴室设计不可忽视的元素。直线条浴室柜搭配着圆弧角面盆，无需刻意修饰，一种简单又精致的居家感受呼之欲出。



M025W



M025K



V3

Vanity Circle 圆形柜

圆形柜

φ605x900mm



M024W



M024K

Vanities 浴室柜

Toilets 座便器

Faucets 龙头

Basins 盆

Bathtubs 浴缸

Mirrors 镜子

Accessories 配件



M059K
1200x450x905mm



M056C/K
800x450x905mm

V1 Vanity Shelve 金属架

Endless creativity has been brought into the development of sanitary wares and offer a variety of selections to meet the needs of different bathroom design. Beautiful mornings starts with sharing good moments with loved ones in the bathroom.

浴室产品不再是一成不变，新的创意层出不穷，多种产品选择，满足了不同的浴室设计需求。美好的清晨，两人一起享用早上欢愉的浴室时光。双盆组合为居室增添不少乐趣。

Vanity Color
柜体选配颜色



M058C
1000x450x905mm





M077Y
1000x480x450mm



M076Y-1
800x480x850mm

V11

Vanity Grüne

格林

Large single draw to create large storage space, Seamless one-piece basin, easy to clean and maintain, that provides a healthier lifestyle.

大单抽打造超大储物空间，无缝一体盆，易清洁易打理，更健康的生活方式。



M077Y-1
1000x480x850mm



Vanities
浴室柜

Toilets
座便器

Faucets
龙头

Basins
盆

Bathtubs
浴缸

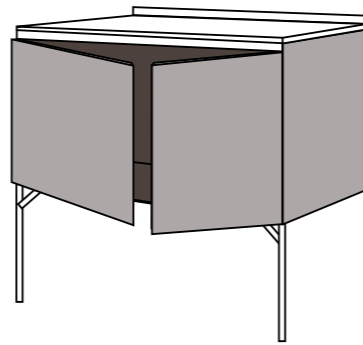
Mirrors
镜子

Accessories
配件



V12

Vanity Zarte 法尔特



M073Y-1
800x480x850mm
M074Y-1
1000x480x850mm



M072Y



1200x560x850mm
M075Y-1

Wall-hung cabinets and hidden handle design, that demonstrate the delicacy of modern home decoration all the time. Solid wood board with environmental protection paint. Unique color - Australian Ash, highlighting luxury sense of the elegance and ease. Wall-mounted cabinet, small and concise, does not occupy your bathroom space, which is suitable for small apartment bathroom space collocation.

挂墙式柜子与隐藏式门把手设计，无时无刻演绎出现代家装的精致感。实木板环保漆面，独有颜色 - 澳洲灰，彰显素雅轻松的高级感。挂墙式柜子，小巧简洁，不占用浴室多余空间，适用于小户型浴室空间搭配。



800mm Wall-Hung
80公分挂墙
M076Y



800mm Floor Standing
80公分落地金属脚
M076Y-1



1000mm Wall-Hung
100公分挂墙
M077Y



1000mm Floor Standing
100公分落地金属脚
M077Y-1



Two Doors
双开门

Single Door
大单抽屉


Wall-Hung
挂墙



M072Y



M073Y



M074Y



M075Y

Floor Standing
落地金属脚



M073Y-1



M074Y-1



M075Y-1

800mm Two Doors
80公分 (双开门)

1000mm Single Door
100公分 (大单抽屉)

1200mm Large Single
Drawer+Single Door
120公分 (大单抽+单开门)

V8

Vanity Classic 古典



Bathroom is a place for storing daily toiletries and sanitary products. For instance, the medicine cabinet and vanity are both very useful. The products, with good designs, not only help to harmonize the different styles in a bathroom but also show their character.

浴室与收纳——浴室空间内收藏着许多常用的盥洗卫生用品，镜柜/面盆柜都是浴室内很好的帮手，设计感十足的产品造型，让浴室的风格得到互相协调，也发挥了个性的体现。

M062K
865x435x810mm


Vanity Classic 古典

The all-in-one table basin matches with the bathroom stand and is not only easy-clean but also acid and alkali resistant, stable and durable and it also increases the storage ability.

一体式陶瓷台盆配上浴室架，不但易清洁同时还具优良的表面耐酸碱性，坚固持久，并增加超大实用的层板储物功能，



M063Y
1200x450x810mm



M064Y
NM16011Y
NM08003Y
NC2218W
NM615001Y
NM314801Y

Vanity Classic
古典

large store room
超大收纳空间



M047K
1000x530x840mm



M046W
NM014001W



M048W
NM014001W
810x530x860mm

Creative items are needed to light up the bathrooms. innoci follows the ideal of minimalist design and redefine curve lines to make bathrooms comfortable and fashionable.

单调的浴室生活需要创意的产品来点缀。用简单元素，点缀出浴室的时尚感。



NM38001K

V4

Vanity New classic 新古典



M021K
700x460x900mm



M029K
500x450x865mm



V14

Vanity LUX 豪华柜

The special luxury design for special you. Enjoy the moment at bathroom to start a wonderful day!

特别的奢华给特别的你。享受在浴室的时刻，开启完美的一天。



1000x490x850mm





M051U
1000x450x880mm

V10

Vanity Branch 树枝柜

Design for bathroom mostly originates from the respects of nature. It is not only about the sense of beauty, but also a warmth and temperature of mother earth. The branch-structure vanity with long and smooth square basin equips with large space for daily sanitary toities and sanitary products.

浴室里的很多设计源于对自然的尊崇，这不仅关乎审美，更有一份文化与历史相承的温度与暖意。树枝结构的外形，搭配长而光滑的方形面盆，让日常洗漱成为一种美妙的时刻。大面积平台方便放置各类日用品。



M053U
1200x450x880mm



M006W
800x485x520mm



M035LW
700x485x870mm



M003LK
1000x485x520mm

V15

Vanity Square 现代柜

The cupboard made from sophisticated production techniques, exquisite manual works and suitable sizes. The painting undergoes two procedures - polishing and spraying; it makes the surface very smooth, and reduces the use of non-environment-friendly materials, ensures every procedure environment-friendly.

精湛的生产工艺，做工精细，尺寸和吻合度良好，油漆有两次底封闭油，经打磨工序后再喷面油，减少不环保的材料使用，保证每到工序都按环保工艺执行。

V13

Vanity Rangle 弧形柜

Creative items are needed to light up the bathrooms. innoci follows the ideal of minimalist design and redefine curve lines to make bathrooms comfortable and fashionable.

单调的浴室生活需要创意的产品来点缀。innoci 圆系列遵循一贯的极简设计，重新诠释“圆”的定义，用简单元素，点缀出浴室的时尚感。



Just as discovering life's purpose is exciting and challenging, also is the R&D and innovation of our products. It is not only a process that we are very familiar and confident with, but an opportunity to share our thinking and feeling of life with our customers, leading to La Vie est Belle!

创作产品是个令人兴奋的过程，往往也充满了挑战，这个我们熟悉的过程与追寻生命意义的过程一样，目标是将我们对生活的想法，分享给更多的使用者，感受到生命的美好。



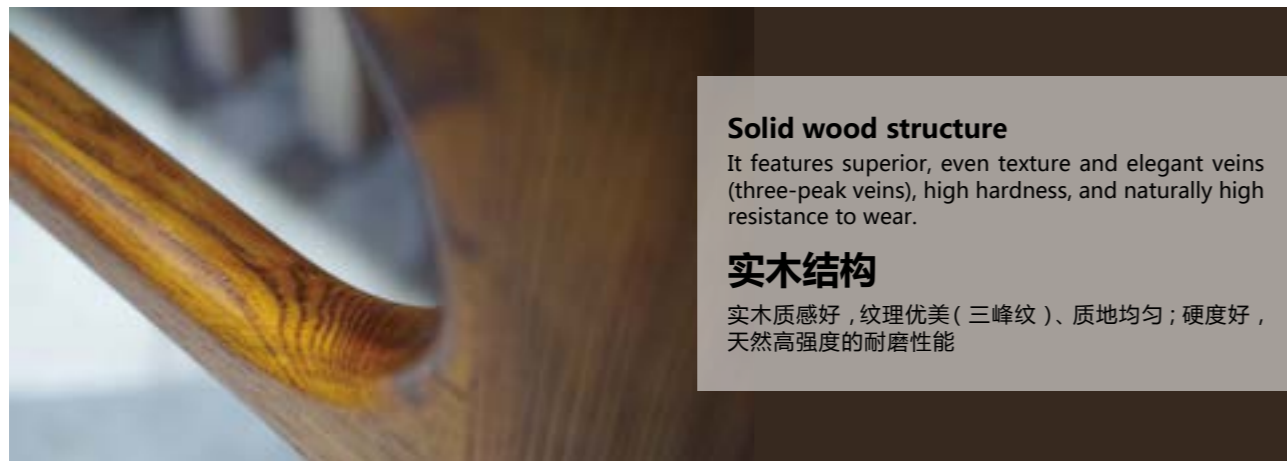


High-quality wood

With optimal water content ratio, the natural solid wood ensures thickness swelling rate of water absorption lower than 8%, and permanent and durable modeling of the bathroom cabinet.

优质实木板材

进口天然实木，最佳控水率，确保吸水厚度膨胀率低于8%，确保浴室柜造型恒久，经久耐用



Solid wood structure

It features superior, even texture and elegant veins (three-peak veins), high hardness, and naturally high resistance to wear.

实木结构

实木质感好，纹理优美（三峰纹）、质地均匀；硬度好，天然高强度的耐磨性能



Water-proof treatment

Three-step waterproof treatment includes thirteen painting procedures, seven times of grinding, four courses of primer and two courses of top coat. Compared with the traditional painting process used for the furniture industry, the completely water-resistant surface is more suitable for damp bathroom environment.

防水处理工艺

三次防水工序处理，经十三道油漆工序，七次打磨，四道底漆，两道面漆，表面可完全防水，相对家具行业的喷涂工艺，更加适合浴室潮湿的空间



Fashionable and durable

We offer furniture with long service life in various colors and sizes for your option, creating a colorful space for you.

时尚风格，经久耐用

多种颜色、尺寸做选择，让您的空间丰富多彩，使用寿命长



World-class accessories

The hardware accessory of Blum, a world-class brand, can support 200,000 times of cabinet door movement. It features high anti-corrosion and high bearing capacity (130 KG under the silence mode), and allows doors to be opened smoothly without any noise.

世界顶级配件

世界领先五金配件——百隆，经得住 20 万次的柜门运动，具有优异的防腐蚀，高负荷承重，静音可承担 130KG，开启顺畅无声



Piano baked enamel surface

PU piano baked enamel technology allows furniture surface to maintain glossy and smooth, with luminance 2.8 times higher than ordinary baked surface. It is high-density, highly waterproof, artistic and easy to clean.

钢琴烤漆工艺

PU 钢琴烤漆工艺，让家具表面光泽平滑，是普通烤漆面亮度的 2.8 倍，高密度，高防水，美观且更易清洁

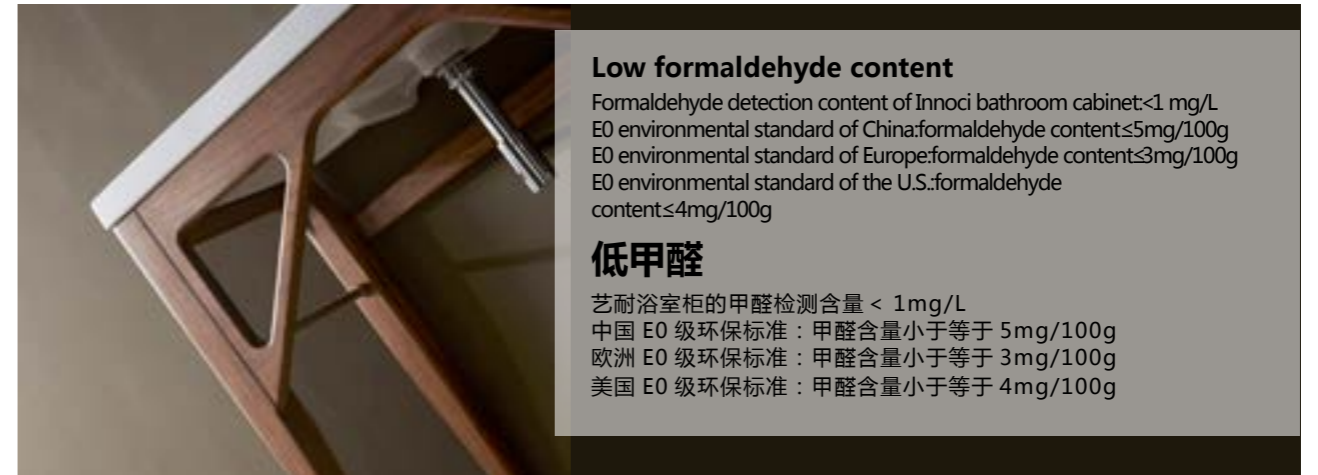


Large storage space

The ultra-large cabinet with partitioned storage function makes it easy for you to store various commodities and create a clean and orderly bathroom.

大容量收纳

超大容量柜体让收纳变得轻而易举，增加内置储物分隔功能，方便存储各种日用品，营造整洁有序的浴室环境



Low formaldehyde content

Formaldehyde detection content of Innoci bathroom cabinet: $<1\text{ mg/L}$
E0 environmental standard of China:formaldehyde content $\leq 5\text{mg}/100\text{g}$
E0 environmental standard of Europe:formaldehyde content $\leq 3\text{mg}/100\text{g}$
E0 environmental standard of the U.S.:formaldehyde content $\leq 4\text{mg}/100\text{g}$

低甲醛

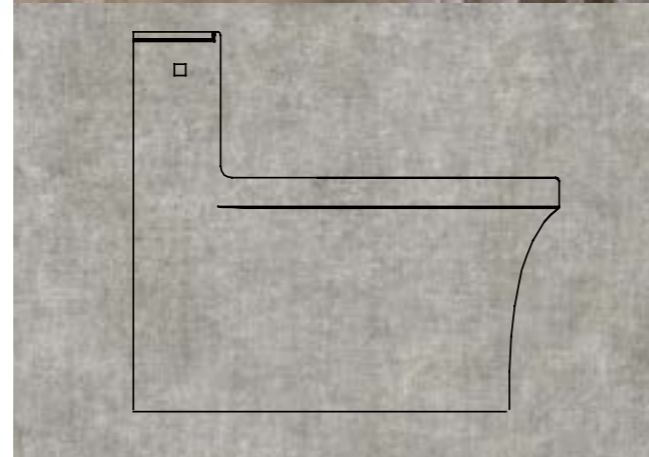
艺耐浴室柜的甲醛检测含量 $< 1\text{mg/L}$
中国 E0 级环保标准：甲醛含量小于等于 $5\text{mg}/100\text{g}$
欧洲 E0 级环保标准：甲醛含量小于等于 $3\text{mg}/100\text{g}$
美国 E0 级环保标准：甲醛含量小于等于 $4\text{mg}/100\text{g}$

Fashionable design Light & convenient

时尚便利的设计


Just as discovering life's purpose is exciting and challenging, so also is the R&D and innovation of our products. It is not only a process that we are very familiar and confident with, but an opportunity to share our thinking and feeling of life with our customers, leading to la vie est belle!


创作产品是个令人兴奋的过程，往往也充满了挑战，这个我们熟悉的过程与追寻生命意义的过程一样，目标是将我们对生活的想法，分享给更多的使用者，感受到生命的美好。



NC2153XW-3
730x460x650mm

Flat One Piece(low tank) 扁平(低水箱)

 Soft Closing
缓降盖板
坐便器盖板缓降设计，关合无噪音

 Siphonic Flushing
低水箱虹吸技术
超大冲洗面积，大水流，排污一步到位





NC2146UW-3T0
710x365x825mm

Arc One Piece
弧线连体



NC2137UW-PT0
680x365x845mm



Arc two piece 弧线分体

- 

Quick-removing Soft Closing Cover
缓降快拆豚醛硬盖板
坐便器盖板缓降设计，关合无噪音
- 

Dual Flushing
二段冲水技术
环保节能，按需用水
- 

Wash Down Flushing
直冲技术
超大冲洗面积，大水流，排污一步到位
- 

Geberit Flushing Fitting
吉博力水件
静音、安全、强劲有力



NC2137UW-P



NC2123UWT0
550x360x360mm



NC2140UWT0
550x375x375mm



NC2157UWT0
570x365x405mm



Arc 弧线

- 
Quick-removing Soft Closing Cover
 缓降快拆豚醛硬盖板
坐便器盖板缓降设计，关合无噪音
- 
Dual Flushing
 二段冲水技术
环保节能，按需用水
- 
Wash Down Flushing
 直冲技术
超大冲洗面积，大水流，排污一步到位
- 
Geberit Flushing Fitting
 吉博力水件
静音、安全、强劲有力

Oval 鹅蛋形挂厕

Gone are the days of monotonous bathrooms. Today a well-designed bathroom is important to people. Minimalistic design suits today's lifestyles best. innoci has redefined the circle as a simplistic element for modern bathroom design.


单调浴室的时代已经一去不复返，今天一个设计优秀的浴室对每个人来说都至关重要。极简主义设计最能迎合今日的生活方式。艺耐将圆形重新定义为现代浴室的简洁元素。



NC2140W
NCZ02W



NC2140UW
550x375x375mm



Cone One Piece 圆锥连体 Environment-friendly lifestyle.

The glass-hard toilet lid and the metal descent-control valve spool work together to prevent the sudden impact on the ceramic toilet seat cover. This solid structure of the toilet seat, and its stain resistance surface both make it more comfortable.

高硬度坐便盖板配合金属缓降阀芯 保护陶瓷坐厕不受到突然的降落冲击，使用舒适结构牢固，表面耐污性优良。



Quick-removing Soft Closing Cover

缓降快拆脲醛硬盖板
坐便器盖板缓降设计，关合无噪音



Siphonic Flushing

虹吸技术
超大冲洗面积，大水流，排污一步到位



Geberit Flushing Fitting

吉博力水件
静音、安全、强劲有力



Circle1 圆1



Vanities
浴室柜

Toilets
座便器

Faucets
龙头

Basins
盆

Bathtubs
浴缸

Mirrors
镜子

Accessories
配件

Circle 2 圆2



NC2156JW-3
715x363x780mm



NC2155JW-3
685x360x700mm



NC2127XW-P
660x365x838mm



NC2111XW-3
690x370x690mm



NC2504W
370x415x695mm



NC2504W-B
370x415x695mm



NC2507W-B
335x335x660mm



NC2506W-B
390x355x850mm

Vanities
浴室柜

Toilets
座便器

Faucets
龙头

Basins
盆

Bathtubs
浴缸

Mirrors
镜子

Accessories
配件

Product Advantages—Toilets
产品特点-座便器

4.5
3

高性能节水技术

3/4.5L双档节水设计，低于国家6L的节水标准

Water saving

3/4.5L double-level water conservation design is lower than the national water conservation criterion of 6L.



顶级水件

超20万次耐用试验，相当于普通家庭使用50年以上（按每天使用10次测算）；符合欧洲级噪音等级，小于20分贝

World-class fittings

Every Geberit fittings has passed over 200,000 times of durability tests, equivalent to a service life of over 50 years for an ordinary household (estimated by 10 times per day). Its noise level is lower than 20 db, meeting the European standard.

低吸水性技术

卫生陶瓷吸水率指标为：

国家标准：≤ 0.5%

欧洲标准：≤0.5%

innoci 陶瓷产品吸水率：≤0.2 -- 0.3%

Low water absorption

Water absorption target of sanitary ceramics :

National standard: ≤ 0.5%

European standard: ≤ 0.5%

Innoci brand standard: ≤ 0.2 - 0.3%

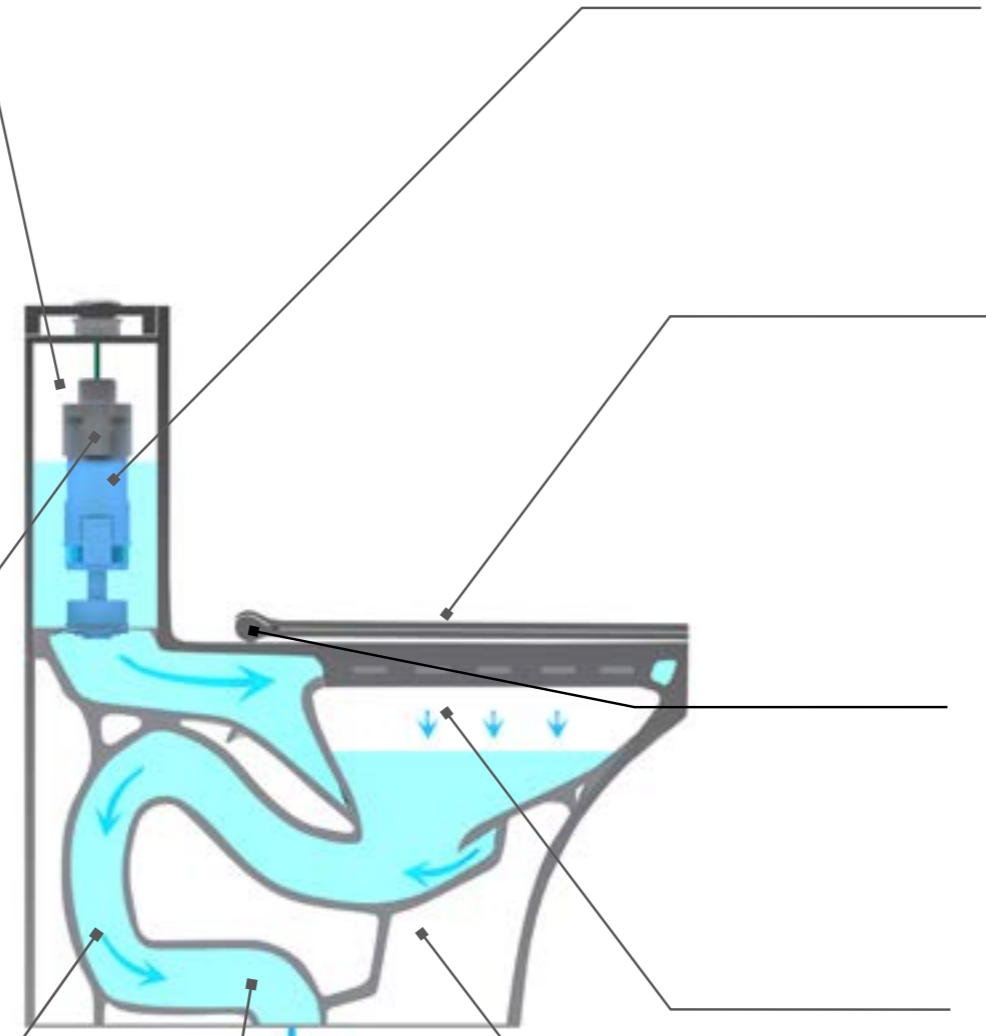


管径排污技术

50mm大管径设计，让污物无阻碍迅速通过，避免堵塞现象

Large-diameter pipe for quick blowdown

Large-diameter (50 mm) design ensures free and rapid passage of dirt to avoid blockage.



瀑冲增压技术

瀑冲高水箱设计，冲力强劲。3寸排水阀，增加瞬间排水量，是传统2寸排水阀的2.25倍

Powerful flushing

Powerful flushing high-level cistern is equipped with a 3-in. drainage valve, which increases instantaneous water discharge to 2.25 times the volume of a conventional 2-in. drainage valve.

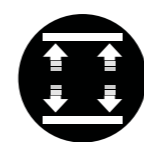


脲醛超薄盖板

陶瓷质感、耐用抗压，只需手指轻轻一点，盖板就会无声落下，高效静音

Ultrathin urea formaldehyde seat cover

Ultrathin urea formaldehyde seat cover: It features ceramic texture, and is durable and crush resistant. It falls down silently upon a slight touch by finger, with high efficiency in sound reduction.

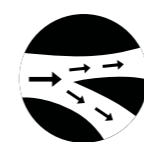


盖板快拆结构

金属铰链1秒快拆，无键装卸，耐用且方便拆除清洁表面

Quick-removing seat cover

The seat cover is equipped with metal hinge which enables it be removed in simply one second. It features keyless assembly and disassembly, durability and easiness to be removed for surface cleaning.



黄金分流技术

30%洗刷、70%喷射，加快虹吸、加强冲力

Water flow distribution for dual flush

With 30% for flushing and 70% for ejection, this technology accelerates siphonage and strengthens impulsive force.



易洁釉技术

ETC易洁釉，三层覆盖细微毛孔，釉面厚度达1.1mm以上，1250°C高温烧制

- 1.底釉针孔和裂纹少
- 2.表面污垢难依附，高效抑菌
- 3.靓丽白晰光泽度佳

Easy-to-clean glazed surface

Produced under high temperature (1,250°C) of baking, the 1.1 mm thick easy-to-clean glazed surface covers tiny pores in three layers.

- 1.Less pinholes and cracks in priming glaze
- 2.Anti-dirt surface and high efficiency in bacteria inhibition
- 3.Beautiful, clean and glossy appearance





Fashionable design Light & convenient

Bathrooms play a very important role in everyone's life. It is where we get ready for the day, follow our beauty rituals, or recharge our batteries after a hard day's work. We begin every morning from our bathroom and end each day by washing away our fatigue. A bathroom with delicate design provides its owner a relaxing, intimate and peaceful experience.

浴室在每个人的生活中都扮演着重要的角色，我们的一天从这里开始，或是清洁化妆，或是在一天的工作之后在此充电。每个清晨我们从浴室开始，也在这里洗去一身疲惫后结束一天。一个精心设计的浴室可以帮助我们尽情享受身心放松，私密又平静的体验。



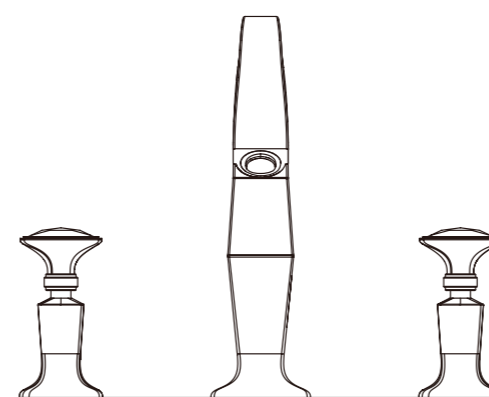
NF21435G

Classic Crystal 古典水晶

Swarovski crystal 施华洛斯基水晶

Delicate use of geometric figure fulfills the ideal of innoci collections - minimalism. Manual techniques capture the purity of lines. innoci defines the bathroom space from different angles beyond your expectations.

凭借对几何图形大胆而细腻的运用，innoci产品从头至尾体现了极简主义所推崇的纯美的线条魅力。手工切割打磨的多刻面水龙头菱角分明，焕发出一种强烈的雕塑感。以一种前所未有的视角来阐释您的浴室空间。




NF21435K



NF61435Y



NF61435G



Classic Crystal 古典水晶

Swarovski crystal 施华洛斯基水晶

Realizing every inspiration into a finish item is full of surprises and challenges. The water flow gently runs across the fingertips as cascade. Carved crystal shines through the shades and light to show one's noble personality.

将灵感注入每一次创作过程，惊奇又富有挑战。水流赋予了一种全新的形态——如瀑布般倾泻而下的水流像丝绸轻轻划过你的指间，每次都能带给您无限乐趣。雕刻的水晶在光影流转中，尽显主人尊贵品质。

Classic Crystal 古典水晶

Swarovski crystal 施华洛斯基水晶

innoci aims to provide well-designed sanitary wares and creates relaxing and comfortable bathroom space for everyone to embrace freedom and satisfaction in life.

在精心设计的浴室里，不论风格与外形迥异，都期望你能从中感受到我们的设计初衷，那就是在舒适放松的空间里，感受到自由与满足。



NF11424Y



ND2211Y



Crystal 水晶龙头

Swarovski crystal 施华洛斯基水晶



NF11627C



NF21128C

Realizing every inspiration into a finish item is full of surprises and challenges. Characteristic design of 180-degree rotation fits in designers' care for users with a touch of fun. The square outlet gives a new form to the water flow, which gently runs across the fingertips as cascade. Carved crystal shines through the shades and light to show one's noble personality.

将灵感注入每一次创作过程，惊奇又富有挑战。180° 旋转龙头的个性设计，融入了设计师的人文关怀的巧思，让浴室多了些许灵动的味道。出水口末端的方孔为水流赋予了一种全新的形态——如瀑布般倾泻而下的水流像丝绸轻轻划过你的指间，每次都能带给您无限乐趣。雕刻的水晶在光影流转中，尽显主人尊贵品质。



NF61528C-01



One's bathroom design reveals his life's taste, our goal is to help our end users to enjoy their lives through bathroom product innovation and our professional project design. Innoci is a brand that represents dreams and possibilities for life, not just for your visual enjoyment and comfort, but creating different life styles.

浴室的设计代表了一个家的生活品味，我们的理想是希望透过不同的浴室产品设计及组合方案，让消费者感受到生活美好的一面，除了视觉上的享受外，还有不同的生活方式，通过innoci这个品牌传达出种种对生活的梦想及充满可能性的人生。



NF21133C

Square 2 方形龙头

No crystal 无水晶



NF51133C



NF11632C




NF61633C-01



NF91633C-01



NF10202G



NF60102G-2

Interior Design is an enjoyment our innovative product combinations help you fulfill your design dreams for your home.

室内设计是件开心而享受的事，你需要的是更多的产品创意组合，让家的梦想更容易实现。

Circle 线与圆

Say Goodbye to monotonous bathrooms and Hello to an abundance of new and exciting bathroom ideas. Innoci combines straight lines and circles in a unique and minimalist way.

告别单调的浴室，投入到崭新和充满激情的丰富卫浴创意中。艺耐以独特的极简主义设计风，完美融合直线和圆形。



NF10202C



NF60202C-01



NF90202C-01

Circle Freestanding 独立式龙头

The square minimalist style bathtub can be put in the center of a bathroom with the standalone faucet. This combination of straight lines and round corners sets a relaxing mood. The surface design is perfect for toiletries. All in all, the visual beauty and functionality of this bathtub are fascinating.

方形极简设计浴缸可以放在浴室中间位置，搭配独立式龙头，直线圆角设计，令人感到放松，尾部平台设计方便放置盥洗用品，从视觉感官到使用功能上，都令人细细品尝。



NF60102K-2

Branch 树枝

Branch shape faucet and single vintage faucet design are suitable for tropical areas where they don't need mixers.


树枝状的龙头，单温复古结构设计，适合不需要混合龙头的热带区域，视觉上的冲击，增添浴室的趣味性。



Square 方形

The linear design is calming to the eye. The mix of materials offers variety in the design.

直线条的设计语言，拨动着使用者的心情，多元化的材质搭配，也为浴室设计带来广阔的空间。





Flat1 扁方形



NF10104C



NF10104C-A



NF90304C-01



NF90304K-01



NF60304C-01



NF60304K-01



ND2201K-1



NF80204C

Eco series
时尚简约经济款



NF12243C



NF12243C-A



NF91943C-01

Kitchen Faucet 厨房龙头



NF70102C-B



NF70302C-A



Flat 2 扁圆形



The Bubble technology mixes bubbles into running water effectively; ensuring the water is clean, while the users can wash their hands comfortably. Besides, the extra-long faucet is for every user's convenient in the family.

气泡技术是将气泡有效的混入水流里，保持清洁效果的同时也能保证使用者的洗手的舒适度。加长的出水嘴为了方便家庭中不同使用者的需求。





Unique shape

Highly personalized shape matches with bathrooms of various styles.

造型独特

个性化强，与各类风格浴室空间匹配

Multi-color surface

At Innoci, besides surface treatment with chrome color, there are also other options such as gold, black, etc.



表面处理技术

在 innoci, 除铬色的表面处理外, 还有金色、黑色等颜色供选择




Mirror-sided Plating Technology 镜面电镀技术

Nickel-chromium surface plating technology (Ni ≥ 8um, Cr ≥ 0.25um) enables coated metal piece to effortlessly pass the 200 hour salt spray test and maintain its sheen even in humid bathrooms.

高性能镀层

表面电镀镍铬, 镍 Ni ≥ 8μm, 铬 Cr ≥ 0.25μm, 能轻松通过 200 小时盐雾测试。即便长期置于潮湿的浴室中, 也能保持光亮如新



Sophisticated crystal inlaying

Austria-imported Swarovski square crystals are used for faucets and bathroom cabinets, ensuring exquisite inlaying process, high strength and durability, and time tested new appearance.

精致水晶工艺

施华洛世奇水晶: 龙头采用奥地利进口施华洛世奇方形水晶, 精致镶嵌工艺, 坚固耐用, 弥久如新



Coin Slot Aerator 隐藏式硬币起泡器

Innoci uses Swiss Neoperl hidden coin slot aerator, there is no need to use special spanner, just need a coin to open it easily, which is easy to clean and easy to repair.

瑞士 Neoperl 隐藏式起泡器, 6 层特殊蜂窝过滤网, 过滤水质污物, 出水细腻柔畅, 减少水花飞溅, 4—5L/min 节水环保, 轻松清洗干净, 维修方便。



Lead-free Brass 无铅铜

Faucet for the system is made of lead-free copper of German standards. With content of precipitated lead lower than 5 μg/L and no lead detected in water, it complies with the strictest European and American standards and keeps water supply healthy.

健康龙头本体采用符合德国标准的无铅健康铜, 其铅析出量低于 5μg/L, 水中无铅含量, 品质符合欧美最严标准, 营造健康用水系统



World-class accessories

KEROX (Hungary) precision ceramic valve element; Fluhs (Germany) precision copper valve element; It has a service life of more than 500,000 times, i.e. over 20 years for a normal household (50 times per day).

世界顶级配件

采用“KEROX”精密陶瓷阀芯; 分离式龙头采用德国“Fluhs”精密铜质阀芯; 寿命高达 50 万次以上, 正常家庭可用 20 年以上 (按照每天使用 50 次计算)

超强耐磨 超长寿命 结构精密



Water Saving Technology 节水技术

Neoperl (Swiss) concealed bubbler, equipped with 6 layers of special honeycomb strains to filter dirt from water, ensures fine and smooth water supply and reduced splashing, capable of supplying water at a rate of 4-5 L/min. It is water conserving, environmentally friendly and easy to clean and maintain.

节水环保技术

4—5L/min 出水量, 节水环保。innoci 注水技术让水滴轻盈丰沛, 减少水花飞溅和侧流, 在降低耗水量的同时, 带来更多舒适享受



Large Basin

The rectangle design basin 方形大尺寸台上盆

The rectangle design basin has an even-shaped design for hand washing.
长方形面盆，有着更均匀的洗手位置，大面积平台方便放置一些日用品。



Minimalist style gains more importance in bathroom design. Linear design counter with arc basin, without any exaggerating modification, illustrates simple and elegant lifestyle.

极简风格成为浴室设计不可忽视的元素。直线条台面搭配着圆弧角面盆，无需刻意修饰，一种简单又精致的居家感受呼之欲出。



Twin

Comfortable living experiences determine the quality of life. Our goal is to bring the bathrooms as your personal relaxing paradise and to fill your everyday life with passion!

舒适的居住体验决定了生活品质。我们希望浴室会是你放松身心的私密空间，每天都充满着对生命的热情。

Vanities
浴室柜

Toilets
座便器

Faucets
龙头

Basins
盆

Bathtubs
浴缸

Mirrors
镜子

Accessories
配件

Circular Arc 圆弧形艺术盆

You are free to choose whatever you like. innoci total bathroom solutions satisfy your needs and dreams.

想怎么配都随心所欲，innoci全套卫浴解决方案满足你的需求。



NC2270W-1
800x465x180mm



NC2285W-1
750x460x155mm



NC2255W
560x410x120mm

Square 方形台上盆

A good quality of life depends on comfortable living experiences. We hope that the bathroom will give you a break in your daily life, and make your overall bathroom experience a time which you look forward to.

一份舒适的居住体验决定了生活品质，我们希望浴室会是你每天生活中的小憩，对它充满了期待及喜悦。



NC2287W
645x395x153mm



NC2266W
450x455x160mm



NC2275W
480x385x170mm

Vanities
浴室柜

Toilets
座便器

Faucets
龙头

Basins
盆

Bathtubs
浴缸

Mirrors
镜子

Accessories
配件

Square Semi-Recessed


The main stream design
方形一半嵌盆



NC2269W-1
575X430X170mm



NC2252W-1
505x445x160mm



NC2214W-1
700x450x190mm



NC2237W-1
510x505x200mm



NC2213W-1
500x450x190mm

Square 方形盆

The main stream design of innoci
极简风格的直线元素



NC2260W-8
700x465x175mm



NC2273W-1
595x445x182mm



NC2260W-1
700x465x175mm
NCE01W
180x170x690mm



NC2213W-1
500x450x190mm
NCE02W
245x280x250mm



NC2259W-1
580x405x175mm



NC2218W
580x400x155mm




NC2253W
600x422x209mm




NC2254W
535x390x205mm

Color power is introduced in our bathroom design, a day is enlightened through this colorful combination which reflects passion for life. Never underestimate how much a bathroom can influence your daily life, just half an hour before bed time in a bathroom delicately design can give you endless encouragement.

浴室引进了色彩能量，也为生活增加了亮点，将潮流缤纷的组合，放大成对生命的热情。不要小看了浴室对生活的影响，在入睡前的半小时，在精心设计的浴室里给自己更多的鼓励！



Circle 1 圆1



NB25708W-1K
1900x900x580mm
350kpa

Vanities
浴室柜

Toilets
座便器

Faucets
龙头

Basins
盆

Bathtubs
浴缸

Mirrors
镜子

Accessories
配件

Circle 2

The linear design has a calming effect on the user.

圆与线条简约风格

innoci is a brand that represents dreams and possibilities for life, not just for your visual enjoyment and comfort, but creating different life styles.

我们的理想是希望透过不同的浴室产品设计及组合方案，让消费者感受到生活美好的一面，除了视觉上的享受外，还有不同的生活方式，通过innoci这个品牌传达出种种对生活的梦想及充满可能性的人生。



NB25708W-1KB
1750x840x580mm
350kpa

Minimalist design stands out the uniqueness. Multi-color brackets integrates the modern element into functionality. The wooden shelf can place daily toiletries and sanitary products and keep them neat easily. The simple design fulfils one's character without any conflict to harmonize the style in bathroom.

极简才能够突出重点。多种颜色可供选择的支架，将传统功能与现代元素完美结合。底层实木隔板可放置日常物件，方便清理。硬朗的外形让浴室的风格得到互相协调，也发挥了个性的体现。



Arc

Black & White

弧线——黑与白

The awesome classic black and white series are suitable to all different styles. They play an important role in the minimalist style products. Black elements make a bathroom more fashionable. The individualistic black stylish bathtub a pure white conventional bathroom design.

酷毙了的经典黑白色系，适用于各种风格，在极简风格产品内扮演着重要角色，适当的黑色元素，可以让浴室更具有时尚感，个性化的黑色造型浴缸，打破了一贯纯白的浴室设计。



NB25802TW-6W
1800x800x850mm



BUBBLE MASSAGE

气泡按摩

With bubbles all around, you can enjoy your bath as soothing massage.

气泡按摩系统，让您在密集涌动的气泡中体验前所未有的多层次气泡按摩享受。



SEAMLESS JOINT

无缝对接

The use of seamless joint technology makes the perfect combination of bathtub body and panel, thus endows the simple but fashionable appearance.

采用先进的无缝对接技术，缸体与裙边浑然一体，外观更加简约时尚。



NB25802TW-6K
1800x800x850mm



SEAMLESS JOINT
无缝对接

The use of seamless joint technology makes the perfect combination of bathtub body and panel, thus endows the simple but fashionable appearance.
采用先进的无缝对接技术，缸体与裙边浑然一体，外观更加简约时尚。



Vanities
浴室柜

Toilets
座便器

Faucets
龙头

Basins
盆

Bathtubs
浴缸

Mirrors
镜子

Accessories
配件



Vanities
浴室柜

Toilets
座便器

Faucets
龙头

Basins
盆

Bathtubs
浴缸

Mirrors
镜子

Accessories
配件

Classic Solid Surface

古典缸——弧线与直线的完美组合

The mixture of straight lines and arcs, the integration of molding technology in the use of artificial stone and resin materials, and the honed smooth surfaces all make a bathtub seem like a beautiful sculpture. Besides the softness of its appearance, it is popular in all age groups. It eliminates sharp corners and promotes a laid-back style which introduces a huge visual enjoyment.

弧线与直线的交错运用，环保树脂材料的一体成型技术，亚光平滑的表面，让浴缸成为一件雕塑品，柔和的外观受到不同年龄层人群的喜爱，除去了锐利的菱角，多了平和与松弛，在视觉上带来极大的享受。



Square 1 方形

Bathing is not only to clean your body also to give us a moment of relaxation and enjoyment. Most people enjoy bathing and as a pursuit for a better life. The square minimalist style bathtub can be put in the center of a bathroom with the standalone water tap. This combination of straight lines and round corners sets a relaxing mood. The flat surface design is perfect for toiletries. All in all, the visual beauty and functions of this bathtub are fascinating.

除了清洁身体，泡澡带给我们放松及享受，喜欢泡澡的人，多对生活有着浪漫期许与追求。方形极简设计浴缸可以放在浴室中间位置，搭配独立式龙头，直线圆角设计，令人感到放松，尾部平台设计方便放置盥洗用品，从视觉感官到使用功能上，都令人细细品尝。



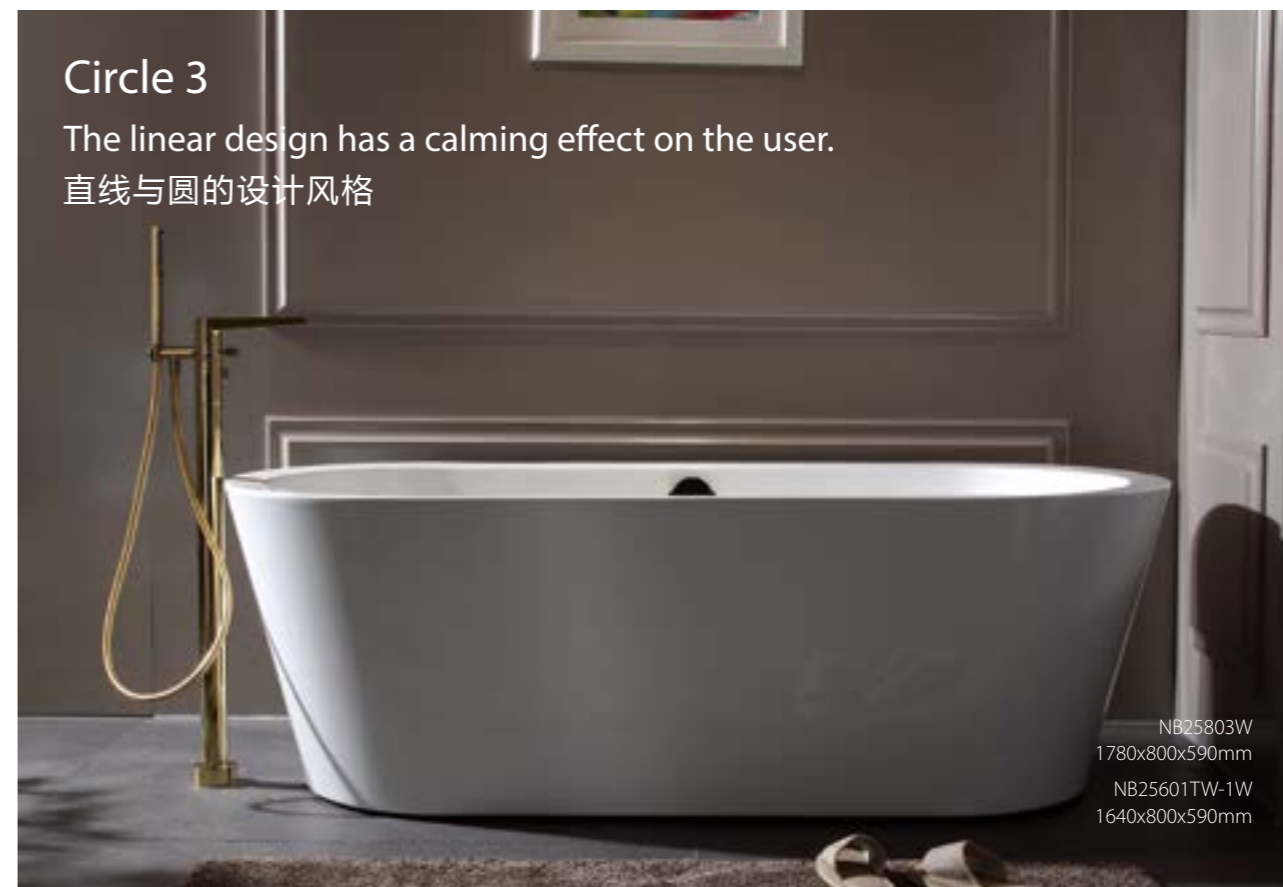
NB25701TW-1K
1750x810x580mm



NB25701TW-1W
1750x810x580mm

Circle 3

The linear design has a calming effect on the user.
直线与圆的设计风格



NB25803W
1780x800x590mm
NB25601TW-1W
1640x800x590mm

Oval

鹅蛋缸

The modern geometric style bathtub plays a very important role in a bathroom. Your home is the best place to express yourself and realise your design visions. Therefore, we fit modern elements into the bathroom to give it its special character.

现代几何造型的浴缸，在浴室里承担着重任。对于一个艺术爱好者而言，任何表达自我个性的机会，都不会放过，家是最好的个性展示平台，我们将这些现代元素大胆的融入了浴室里。



NB26702W-1
1710x835x535mm



Square 4 (double layer)


1.2米双人缸

Pure and thoughtful designs come with environmental friendly materials. All designs are for building up the mutual understanding between users and nature.

纯洁的设计，无微的呵护，推崇环保的材料的宗旨，所有的设计构思都是为使用者与自然暖阳的沟通。



Cast Iron Bathtubs 铸铁浴缸



Arc 2
方形与弧线的
设计风格





NB25501W
750x490mm
NB25703W
1700x750x490mm
NB25801W
1800x750x490mm

Square 2 (single layer)

单人方形缸

Adjust the settings on the hidden central panel easily while you are lying comfortably in the tube enjoying precious time for yourself.

搭配专用设计龙头，让您躺在浴缸里，轻松的完成各项调节，静静享用浴缸内的私密空间。



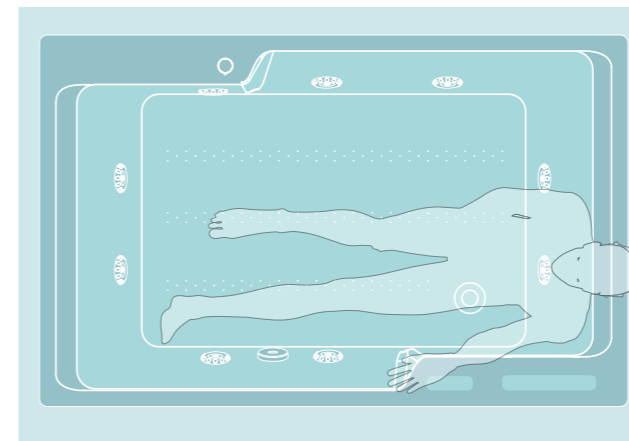
NB25706W
1700x750x480mm
NB25502W
1500x750x480mm



NB24702W
1700x750x480mm
NB24502W
1500x750x480mm



NB25901W-4
1900x1200x530mm



Square 3 (double layer)

双人缸

It is a new generation Spa bathtub with hidden control panel, under the water color lighting and special-designed bath faucet. Adjust the settings easily while you are lying comfortably in the tub, enjoying precious time for yourself.

隐藏式触控面板及水底彩色灯，新一代家用SPA缸，搭配专用设计龙头，让您躺在浴缸里，轻松的完成各项调节，静静享用浴缸内的私密空间。



NB25502W-2
1500x750x480mm
NB25706W-2
1700x750x600mm





Aviation-grade wear-resistant plates

Acrylic bathtubs are made of aviation-grade Acrylic plates manufactured by Dupont (the U.S.), LG (South Korea) and Sumitomo (Japan). The plates are 3 mm thick, white and smooth, and resistant to extremely low and high temperatures, and can reduce energy consumption.

航空耐磨板材

亚克力浴缸采用美国杜邦、韩国 LG、日本住友为原料生产的航空级亚克力板材，厚度 3mm，洁白光滑、抗寒耐热、减少能耗



Vacuum casting process

The vacuum casting process applies to cast-iron bathtubs. Blanks are glazed and baked under high temperature into vitrification form and then form hard and wear-resistant 1.1 mm thick ceramic glaze, which is glossy, resistant to scraping and friction, and resistant to dirt and easy to wash, and produces no noise when water splashes.

真空铸造工艺

铸铁浴缸采用真空铸造工艺，生产出的坯体经施釉高温烧制接近玻化，形成坚硬耐磨的 1.1mm 厚瓷釉，光泽度好，耐磨刮，水溅下时噪声低，防污垢、易清洗




High-quality and environment friendly stones

Environment friendly stone bathtubs are made of high-quality environment friendly stones, simple and elegant. Its unique process prevents tubs from yellowing or discoloring after long-time use.

高质环保石材

环保石浴缸采用高质环保石材加工，简洁高雅，独特配方长久使用不泛黄不变色



Multiple functions and sizes

Multiple functions and sizes make you comfortably to enjoy the precious intimacy time.

多功能选配

多尺寸规格 / 功能可供选择，完美空间，畅想沐浴



Touch Control

Concealed smart digital control touch-screen system allows the tub to be easily adjusted and cleaned without any damage to the tub or leaving any dead spaces.

隐藏式数控智能系统

隐藏式数控触屏智能系统，不破坏缸体，不藏死角，容易清洁，轻松完成各项调节

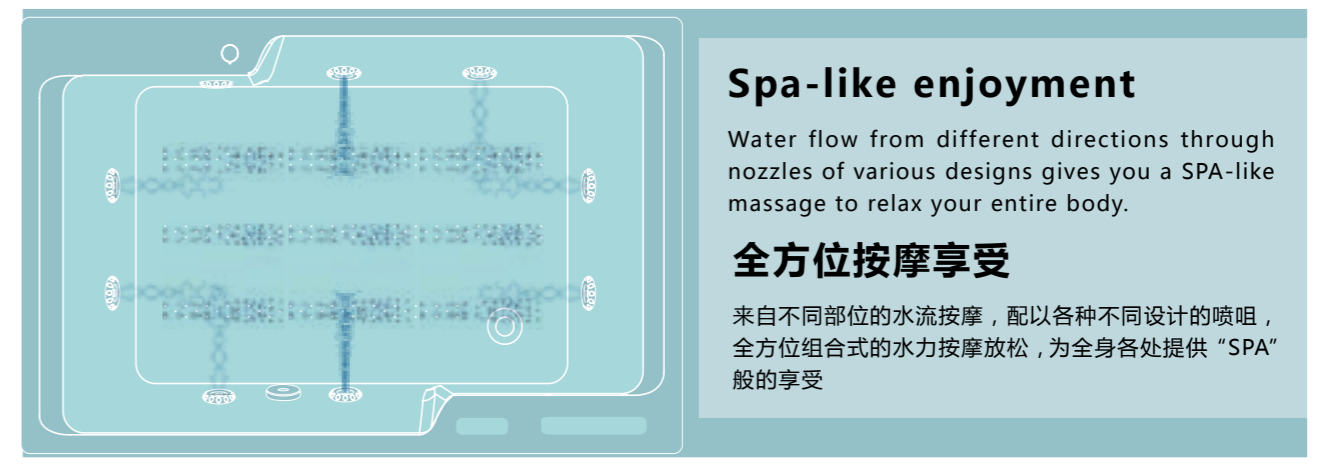


Colorful lighting

LED colorful background lighting system can sterilize and disinfect the tub water.

炫彩灯光设计

LED 幻彩水底灯系统，对缸内用水杀菌消毒



Spa-like enjoyment

Water flow from different directions through nozzles of various designs gives you a SPA-like massage to relax your entire body.

全方位按摩享受

来自不同部位的水流按摩，配以各种不同设计的喷嘴，全方位组合式的水力按摩放松，为全身各处提供“SPA”般的享受



Ergonomic design

The optimal lying-position design (105°) ensures the inclination of inner wall of the tub to perfectly match the human back shape.

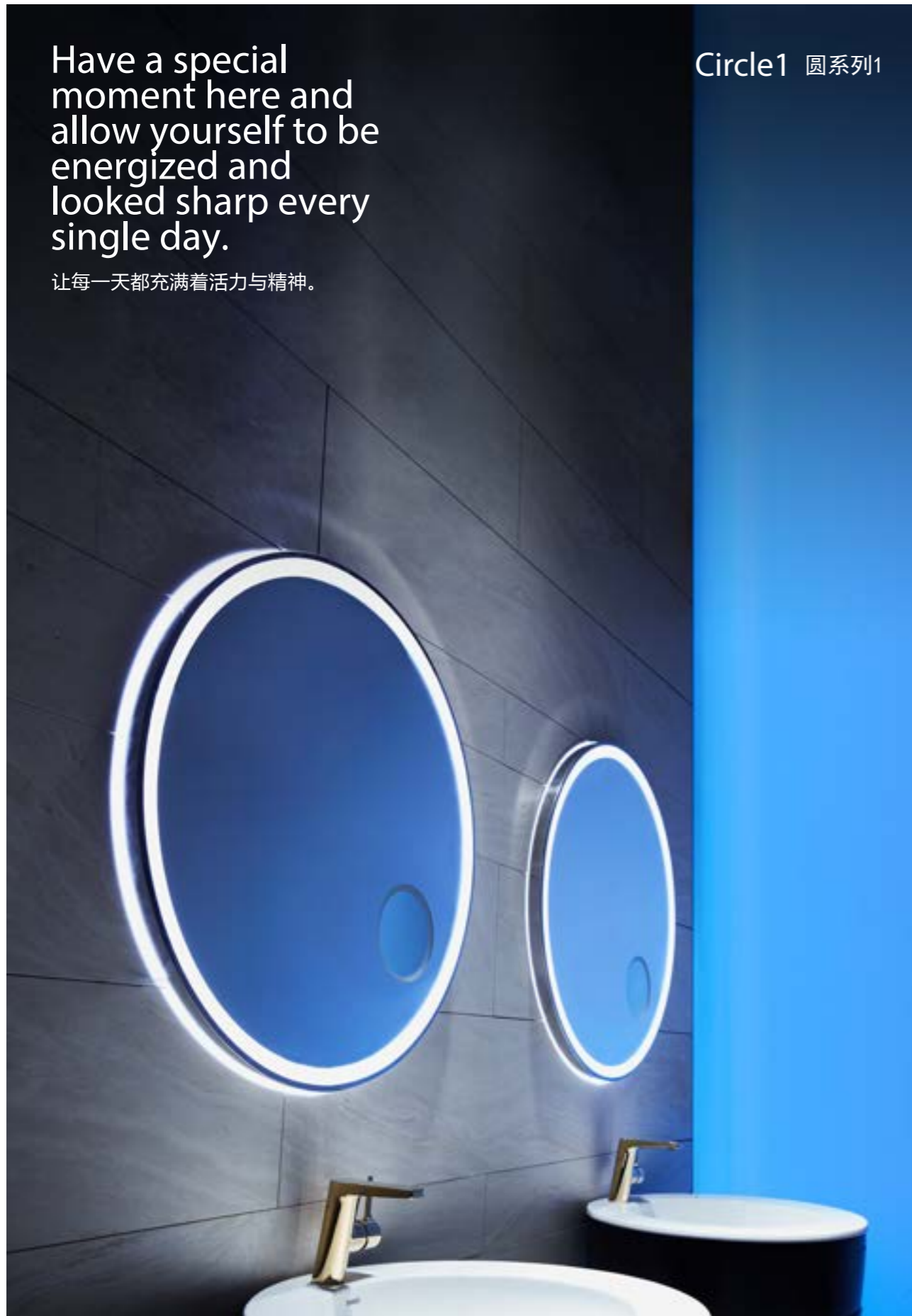
人性化设计

浴缸内壁倾斜度完美贴合人体背部结构，115°最佳躺位设计使身体在绝对舒适中将压力得到释放

Have a special moment here and allow yourself to be energized and looked sharp every single day.

让每一天都充满着活力与精神。

Circle1 圆系列1



80cm Round Mirror
80cm全框镜



NM18006N-LM

70cm Frameless Mirror
70cm无框镜



NM17001N-LM

Circle2 圆系列2

Frameless Mirror
无框镜



High quality mirror surfaces are made from high density mercury, which is perfectly inlaid into the glass.

高质量镜面由高密度水银与玻璃紧密契合，时刻防水防潮，经久耐用。



NM16016N-L
600mm

NM18008N-L
800mm



NM1601N-M
600mm



NM1601N-L
600mm



Two-door Mirror Cabinet
双门镜柜

• NM28003N-LS
800x700x130mm



NM23001N
H=1300mm



Three-door Mirror Cabinet
三门镜柜

NM210003N-LS
1000x700x130mm

One-door Mirror Cabinet with LED
LED单门镜柜



• NM25003N-LS
500mm



NM25004N-LS
500mm



Mirror Cabinet with LED LED镜柜


Ensuring the surface is even from different angles is a priority in the inspection process. Front and back mirror surfaces make it more convenient to use when its open. The design of double-layers glass is convenient to use and double protection also ensures safety. It is designed to store daily use articles, it is easy to clean and use.

正反面多角度保证镜面的平整度，是镜箱的首要检验标准，正反面，方便在开启状态下使用，双面夹胶玻璃防爆贴纸的设计，双重保护使用安全。轻松收纳浴室内的各项日用品，更好清理，更方便使用。

Circle3 圆系列3

High quality mirror surfaces are made from high density mercury, which is perfectly inlaid into the glass.

高质量镜面由高密度水银与玻璃紧密契合，时刻防水防潮，经久耐用。



NM110004K
1000mm



• NM18010K
800mm



• NM18009K
800mm



NM16017K
600mm



Mirror with LED
方形—LED镜子

NM1605N-LMT
600x800mm



NM1801N-LMT
800x600mm



NM1851N-LMT
800x600mm



NM1605N-M
600x800mm

Smart Mirror – with hidden power control outlet, LED light, one set cabinet in Aluminum Alloy, water proofer and anticreeper.

智能镜——含可控制开关的内置插座，LED 灯，铝合金一体成型柜，防水防漏电装置。



Mirrored cupboards include a low-voltage socket and environment-friendly LED lights that undergo strict IP44 testing. In this case user-friendly details are incorporated into the product.

环保LED灯源配合严格的IP44测试，镜柜里包含低电压插座，生活的理念融入产品设计细节中。



Bathroom products are no longer monotonous due to the fact that people are now fascinated by endless new ideas. Minimalist design is nevertheless the most suitable for people today.

浴室产品不再是一层不变的感觉，新创意层出不穷，不断冲击我们的视觉感受。极简设计符合了现代人的心境。

Every achievement of a good life comes from the pursuit of perfection.

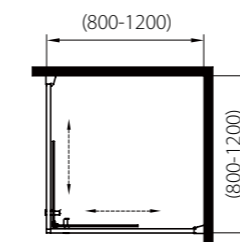
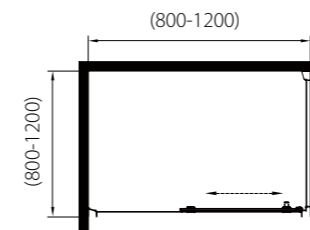


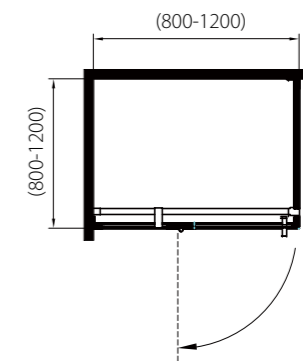

Bathroom accessories are divided into three types: circle, square, and flat. The lines are all simple and fashionable. They all perfectly match the taps, toilet seats and bath tubs. The tissue holder with flat surface design is good for putting some small stuff on and this thoughtful design allows users to enjoy the bathroom with greater appreciation.

浴室挂件按浴室风格分为圆形circle/方形square / 扁形flat . 线条简约时尚, 与不同风格的龙头/座便器/浴缸都能完美搭配。纸巾架的平台设计, 可放置小型物件, 贴心设计, 让使用者舒适享受着如厕时间。

- Vanities 浴室柜
- Toilets 座便器
- Faucets 龙头
- Basins 盆
- Bathtubs 浴缸
- Mirrors 镜子
- Accessories 配件

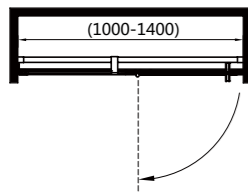
Shower Screens
淋浴房







Frameless Shower Screens
无框式淋浴房



Just as discovering life's purpose is exciting and challenging, also is the R&D and innovation of our products. It is not only a process that we are very familiar and confident with, but an opportunity to share our thinking and feeling of life with our customers, leading to La Vie est Belle!




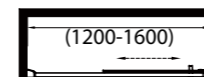
NS11811CK-R
(1000-1400)x(1800-2000)mm



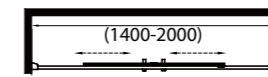
NS11810CC-H



NS11809CC-R
(1200-1600)x(1800-2000)mm



NS11810CC-H
(1400-2000)x(800-1200)x(1800-2000)mm



NS11810CK-H
(1400-2000)x(800-1200)x(1800-2000)mm

Accessories 配件

Crystal 水晶款






Swarovski crystal



Flat 1 扁平

An amateur artist would catch every opportunity to express individuality and the home is the best place for them to express themselves. Therefore, we fit all modern elements into the bathroom which reveal character.

对于一个艺术爱好者而言，任何表达自我个性的机会，都不会放过，家是最好的个性展示平台，我们将这些现代元素大胆的融入了浴室里。



Vanities
浴室柜

Toilets
座便器

Faucets
龙头


Basins
盆

Bathtubs
浴缸

Mirrors
镜子


Accessories
配件

Classic
古典



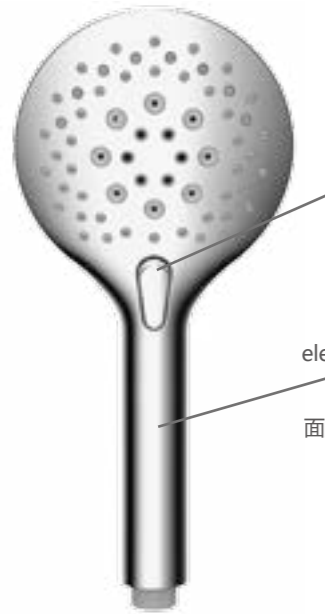
Flat 2 扁平

The chrome coated surface used for mirrors shows that every product has been through strict tests and selections before being delivered to the customer. HB59 copper and fine workmanship can be seen in the quality product.



Three Function Shower 三功能花洒

non-welding, solid and durable
非焊接，结实耐用



NP7064C

Keying to switch
portable and durable
三功能切换
按键切换，方便耐用

One-piece molding
elegant, simple and easy to clean
一体成型
面盖一体，美观大方，简约易清洁



NP7054C



Outer ring is columnar water
外圈柱状淋浴出水



middle ring is mist spray
中圈点状含氧喷雾



inner ring is pulse massage
内圈脉冲按摩


Rain Showers



NP7057C
16" Brass Rain Shower




NP7019C
12" Brass Rain Shower



NP7022C
10" ABS Rain Shower




NP7018C
10" Brass Rain Shower



NP7055C
16" Brass Rain Shower



NP7011C
10" Brass Rain Shower



NP7014C
8" ABS Rain Shower



NP7401C
NP7417C
NP7402C
NP7405C
NP7407C
NP7404C

Shower 手持花洒



NP7054C



NP7064C



NP7067C



NP7068C



NP7047C



NP7034C

Sliding Bar (not included shower/hoser) 滑杆 (不含花洒、软管)



ND1103C



ND1116C/K



ND1117C/K



ND1118C

Shower Brackets/ Elbows 花洒支架/接头



NP7717C



NP7719C



NP7704C



NP7718C



NP7722C



NP7705C



NP7702C



NP7707C



NP7703C



NP7303C



NP7306C



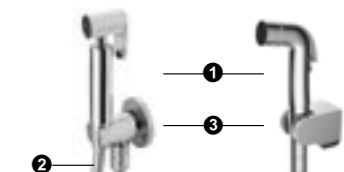
ND5102C



ND5104C



NP6601C



1 ND230C ND231C
2 NP7201C
3 NP7718C NP7311C

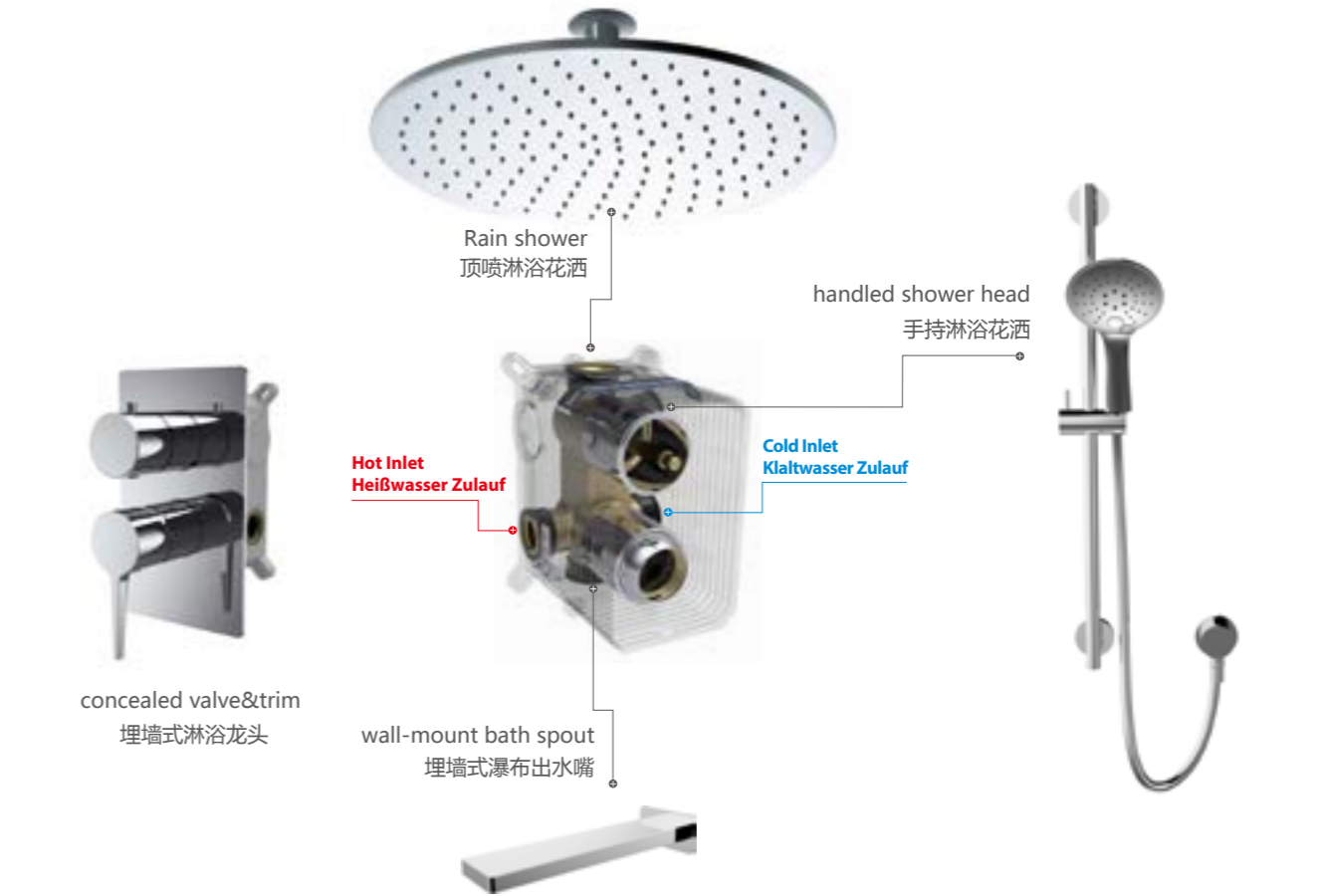
Showering 淋浴花洒



Rain Shower 花洒淋浴

A multifunction rain shower set includes one rain shower head (8" to 14") and a big handheld shower. It's external connection structure helps save on construction time. Furthermore, the clever combination of the tap and external shower head mimic the enjoyable feeling of a rain shower on a summer day.

多功能淋浴组合——包含着8"-14"的雨淋花洒选择, 大型手握花洒, 外接头结构节省了施工的时间, 将不同的功能巧妙由龙头与外露式花洒组衔接。在夏日享受着畅快的雨淋感受。



有效保护: 封闭式箱体保护, 避免装修过程中刮伤或损失相关零件, 故酒店开业或家庭正式使用时, 龙头崭新如初;
 方便调节: 箱体方正且自带水平仪, 方便安装时调水平和垂直, 节省人力成本;
 方便维修: 日后维修阀芯时无需拆墙, 快捷方便;
 标识清晰: 进出水及安装深度调节标识明显, 防止安装错误, 避免重工。

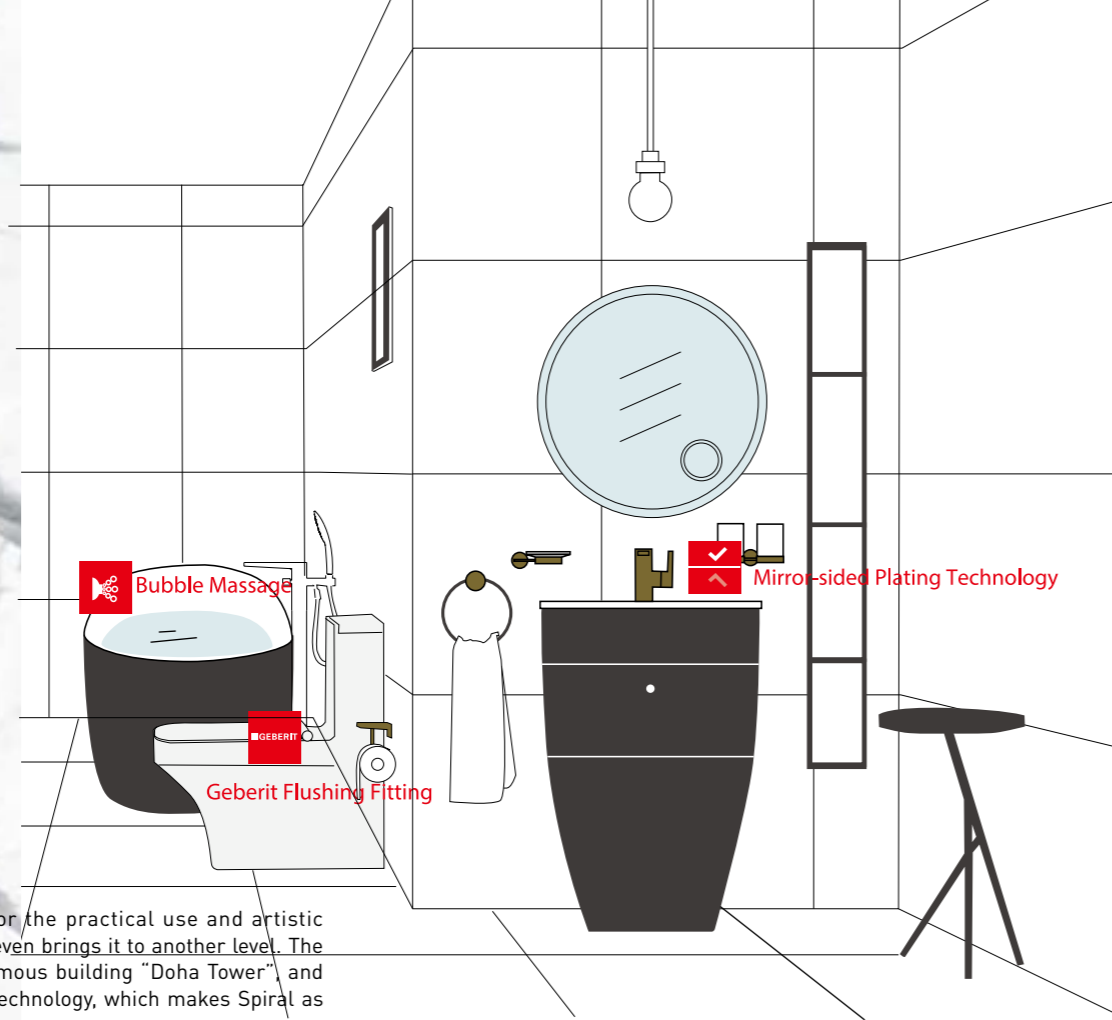
In-Wall controlling

Valve made of DZR corrosion resisting copper, ensuring that the water tap is durable.

埋墙体控制阀本体采用DZR耐腐蚀铜, 能保证龙头的耐用性。



S1



Innocci redefines the concept for the practical use and artistic design for bathroom space and even brings it to another level. The Spiral is inspired by the very famous building "Doha Tower", and manufactured with our superb technology, which makes Spiral as elegant as how it looks like.

You are free to choose whatever you like. innoci total bathroom solutions satisfy your needs and dreams.



SPIRAL



ND7404G



ND7118G



ND7605G



NF10202G



NM18006N-LM



NF60102G-2



M024K



BLACK CIRCLE SUIT



Creative items are needed to lighten up the bathrooms. innoci follows the ideal of minimalist design and redefine curve lines to make bathrooms comfortable and fashionable.


NB25802TW-6W



ND7203G



NC2151UXW-3



NM1605N-LMT

DESIGN in
BLACK &
WHITE
first



ND2201C-1


VERRE

The awesome classic black and white series are suitable to all different styles. They play an important role in the minimalist style products. Proper black elements could make a bathroom more fashionable. The individualistic black stylish bathtub is much different from a pure white bathroom conventional design.



NF10104C

V1



NC2269W-1



ND7114C



NC2116UW-PT0

AZORE



ND7112C



ND7605C



ND7501C



NC2288W-1



NF11627C



NC2146UW-3T0



M056K



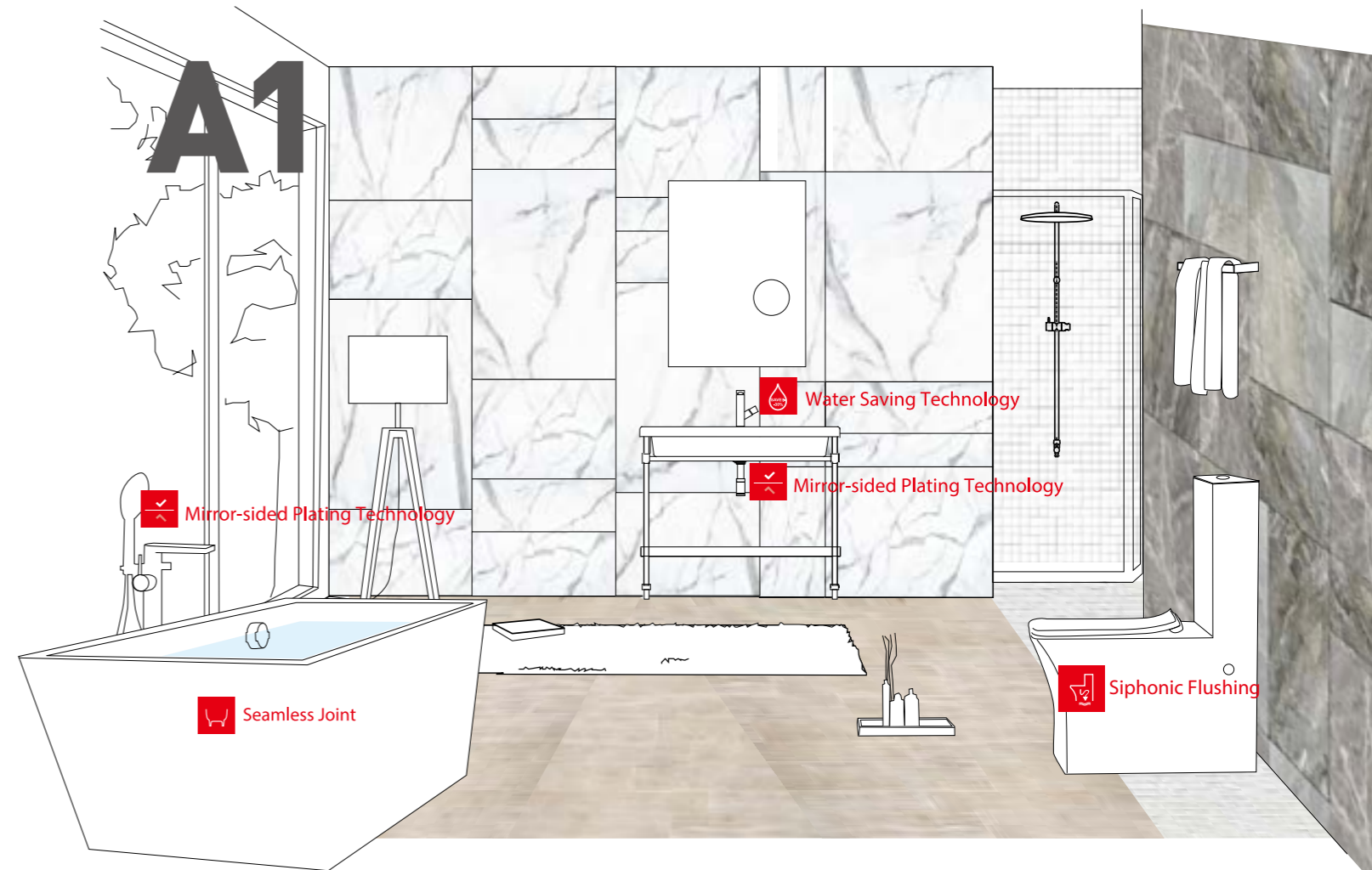
ND7203C



NB25701TW-1K



We begin every morning from our bathroom and end each day by washing away our fatigue. A bathroom with delicate design provides its owner a relaxing, intimate and peaceful experience.



CHROME SQUARE SUIT



M003LK
● NC2291W-1
● NM49801LK

1. 100cm Vanity Top (Vitreous China)
2. 100cm Wall-Hung Vanity
Color: Bright Black
Size: 1000x485x520mm
Material: Plywood
Structure: One Drawer
Key Parts: Soft Closing Tracks
Metal Handle

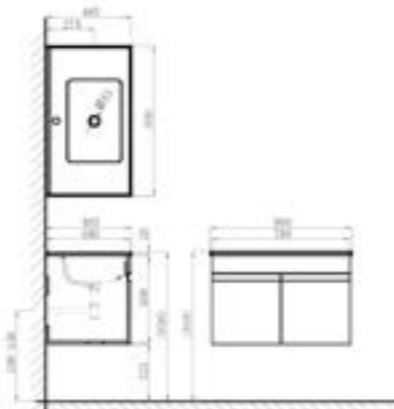
1. 100公分台上盆(陶瓷)
2. 100公分挂墙浴室柜
颜色: 亮黑色
尺寸: 1000x485x520mm
材质: 实木多层板
结构方式: 单抽屉
配置: 缓冲骑马抽导轨, 金属把手



M006W
● NC2294W-1
● NM47802W

1. 80cm Vanity Top (Vitreous China)
2. 80cm Wall-Hung Vanity
Color: White
Size: 800x485x520mm
Material: Plywood
Structure: Two Doors
Key Parts: BLUM Soft Closing Hinges
Metal Handle

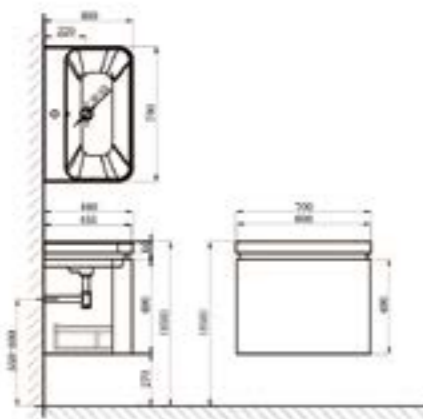
1. 80公分台上盆(陶瓷)
2. 80公分挂墙浴室柜
颜色: 白色
尺寸: 800x485x520mm
材质: 实木多层板
结构方式: 双开门
配置: 百隆缓冲门铰链, 金属把手



M017LW
● NC2260W-1
● NM46901LW

1. 70cm Vanity Top (Vitreous China)
2. 70cm Wall-Hung Vanity
Color: Bright White
Size: 700x460x550mm
Material: Oak+Plywood
Structure: One Drawer
Key Parts: Soft Closing Tracks

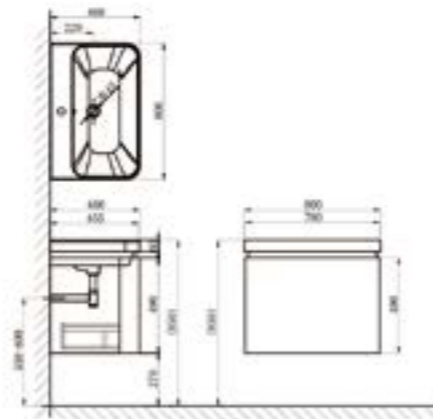
1. 70公分台上盆(陶瓷)
2. 70公分白色挂墙浴室柜
颜色: 亮白色
尺寸: 700x460x550mm
材质: 橡木+实木多层板
结构方式: 单抽屉
配置: 缓冲骑马抽导轨



M018LW
● NC2270W-1
● NM47902LW

1. 80cm Vanity Top (Vitreous China)
2. 80cm Wall-Hung Vanity
Color: Bright White
Size: 800x460x550mm
Material: Oak+Plywood
Structure: One Drawer
Key Parts: Soft Closing Tracks

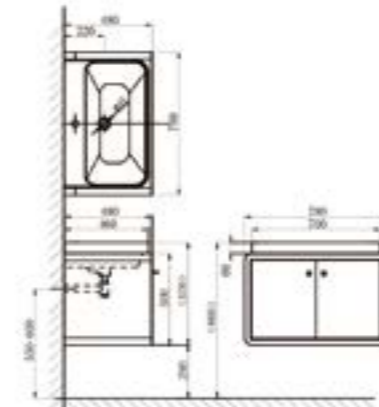
1. 80公分台上盆(陶瓷)
2. 80公分白色挂墙浴室柜
颜色: 亮白色
尺寸: 800x460x550mm
材质: 橡木+实木多层板
结构方式: 单抽屉
配置: 缓冲骑马抽导轨



M012W
● NC2260W-1
● NM47804W

1. 78cm Vanity Top (Vitreous China)
2. 78cm Wall-Hung Vanity
Color: White
Size: 780x480x570mm
Material: Oak+Plywood
Structure: Two Doors
Key Parts: BLUM Soft Closing Hinges
Black Metal Handle

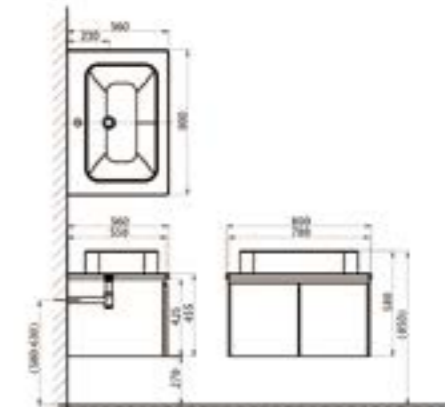
1. 78公分台上盆(陶瓷)
2. 78公分挂墙浴室柜
颜色: 白色
尺寸: 780x480x570mm
材质: 橡木+实木多层板
结构方式: 双开门
配置: 百隆骑马抽缓冲导轨, 黑色金属拉手



M072Y
● NC2287W
● NM68002Y
● NM47807Y

1. 65cm Vessel Basin+Solid-surface Countertop
2. 80cm Wall-hung Vanity
Color: Australian Gray
Size: 800x560x580mm
Material: Plywood
Structure: Two Doors
Key Parts: DTC Soft Closing Hinges

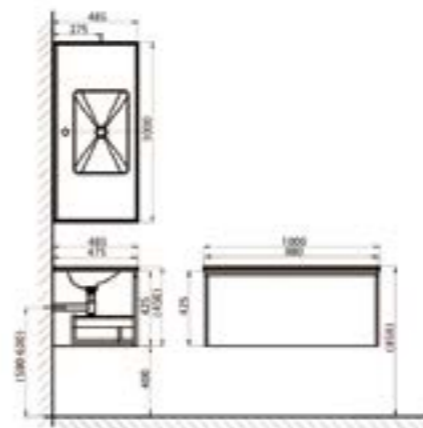
1. 65公分台上碗盆+人造石台面
2. 80公分挂墙浴室柜
颜色: 澳洲灰色
尺寸: 800x560x580mm
材质: 实木多层板
结构方式: 双开门
配置: DTC缓冲门铰链



M074Y
● NC2291W-1
● NM49806Y

1. 100cm Vanity Top (Vitreous China)
2. 100cm Wall-hung Vanity
Color: Australian Gray
Size: 1000x480x450mm
Material: Plywood
Structure: Large Single Drawer
Key Parts: DTC Soft Closing Tracks

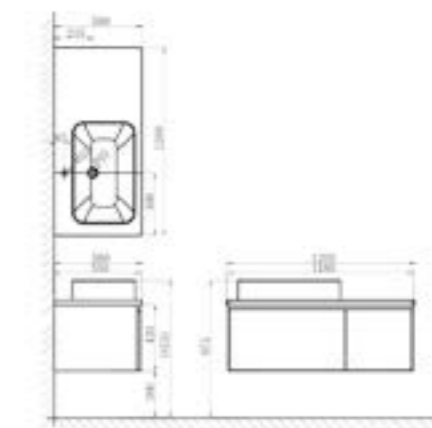
1. 100公分台上盆(陶瓷)
2. 100公分挂墙浴室柜
颜色: 澳洲灰色
尺寸: 1000x480x450mm
材质: 实木多层板
结构方式: 大单抽
配置: DTC骑马抽缓冲导轨



M075Y
● NC2287W
● NM612004Y
● NM411804Y

1. 65cm Vessel Basin+Volakas Countertop
2. 120cm Wall-hung Vanity
Color: Australian Gray
Size: 1200x560x580mm
Material: Plywood
Structure: Large Single Drawer + Single Door
Key Parts: DTC Soft Closing Tracks+DTC Hinge

1. 65公分台上碗盆+爵士白台面
2. 120公分挂墙浴室柜
颜色: 澳洲灰色
尺寸: 1200x560x580mm
材质: 实木多层板
结构方式: 大单抽+单开门
配置: DTC骑马抽缓冲导轨+DTC门铰链



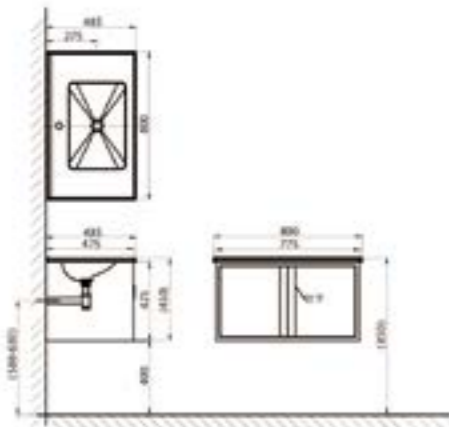
WALL-HUNG VANITIES
挂墙浴室柜

- ★ **NEW**
1. 80cm Vanity Top (Vitreous China)
 2. 80cm Wall-hung Vanity
- Color: Classic Gray Oak Color
Size: 800x485x460mm
Material: Plywood Veneer Gluing
Structure: Two Doors
Key Parts: DTC Soft Closing Hinges



M076Y
● NC2294W-1
● NM47808Y

1. 80公分台上盆 (陶瓷)
 2. 80公分挂墙浴室柜
- 颜色: 古典灰橡木色
尺寸: 800x485x460mm
材质: 实木多层板贴皮
结构方式: 双开门
配置: DTC缓冲门铰链

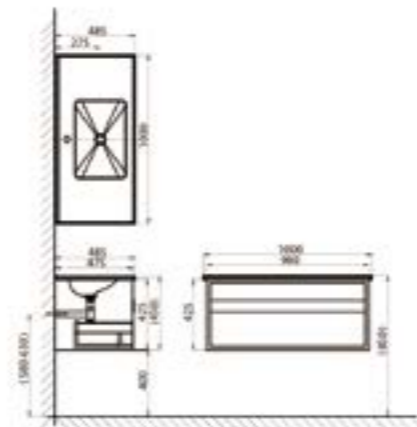


- ★ **NEW**
1. 100cm Vanity Top (Vitreous China)
 2. 100cm Wall-hung Vanity
- Color: Classic Gray Oak Color
Size: 1000x485x460mm
Material: Plywood Veneer Gluing
Structure: One Drawer
Key Parts: DTC Soft Closing Tracks



M077Y
● NC2291W-1
● NM49807Y

1. 100公分台上盆 (陶瓷)
 2. 100公分挂墙浴室柜
- 颜色: 古典灰橡木色
尺寸: 1000x485x460mm
材质: 实木多层板贴皮
结构方式: 单抽
配置: DTC骑马抽缓冲导轨



- ★ **NEW**
1. 100cm Vanity Top (Vitreous China)
 2. 100cm Wall-hung Vanity
- Color: Classic Red Oak Color
Size: 1000x455x470mm
Material: Plywood Veneer Gluing
Structure: Two Doors
Key Parts: DTC Soft Closing Hinges



M078Y
● NC22106W-1
● NM49808Y

1. 100公分台上盆 (陶瓷)
 2. 100公分挂墙浴室柜
- 颜色: 古典红橡木色
尺寸: 1000x455x470mm
材质: 实木多层板贴皮
结构方式: 双开门
配置: DTC缓冲门铰链

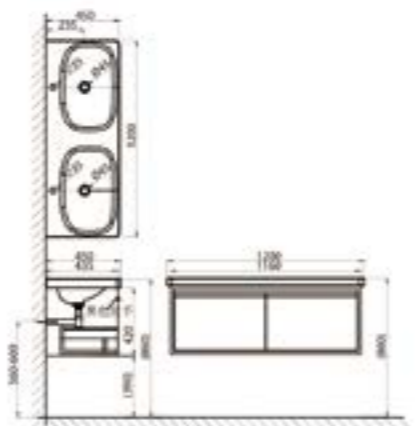


- ★ **NEW**
1. 120cm Vanity Top (Vitreous China)
 2. 120cm Wall-hung Vanity
- Color: Classic Red Oak Color
Size: 1200x450x470mm
Material: Plywood Veneer Gluing
Structure: Double Drawers
Key Parts: DTC Soft Closing Tracks



M079Y
● NC22103W-1
● NM411603Y

1. 120公分台上盆 (陶瓷)
 2. 120公分挂墙浴室柜
- 颜色: 古典红橡木色
尺寸: 1200x450x470mm
材质: 实木多层板贴皮
结构方式: 双抽屉
配置: DTC骑马抽缓冲导轨



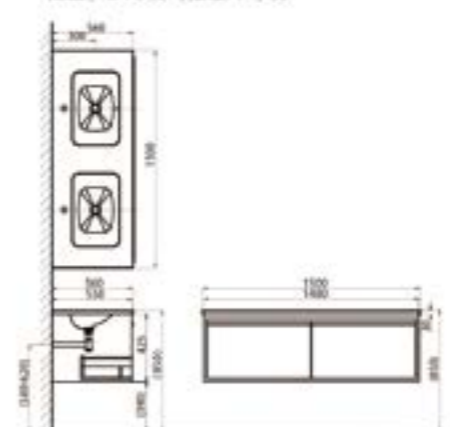
WALL-HUNG VANITIES
挂墙浴室柜

- NEW**
1. 58cm Rectangle Under-mount Basin + Solid-surface countertop
 2. 150cm Wall-hung Vanity
- Color: Classic Red Oak Color
Size: 1500x560x460mm
Material: Plywood Veneer Gluing
Structure: Double Drawers
Key Parts: DTC Soft Closing Tracks



M080Y
● NC2218W
● NM615001Y
● NM414801Y

1. 58公分方形台下盆+人造石台面
 2. 150公分挂墙浴室柜
- 颜色: 古典红橡木色
尺寸: 1500x560x460mm
材质: 实木多层板贴皮
结构方式: 双抽屉
配置: DTC骑马抽缓冲导轨



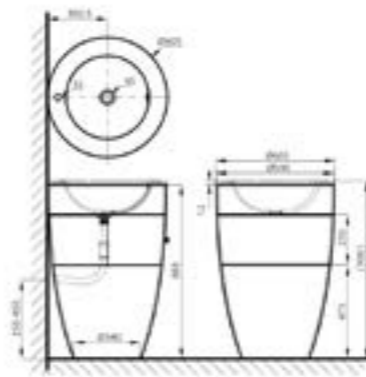
FLOOR STANDING VANITIES
落地浴室柜

1. 60cm Vanity Top (Vitreous China)
 2. 60cm Floor Standing Vanity
- Color: Black/White
Size: φ605x900mm
Material: PU+Plywood
Structure: One Drawer
Key Parts: BLUM Soft Closing Tracks, Black Metal Handles



M024K/W
● NC2290W-1
● NM36005K/W

1. 60公分陶瓷盆
 2. 60公分落地浴室柜
- 颜色: 黑色/白色
尺寸: φ605x900mm
材质: 聚氨酯+实木多层板
结构方式: 单抽
配置: 百隆缓冲导轨, 黑色金属把手



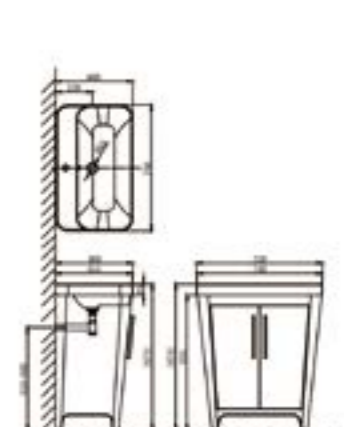
FLOOR STANDING VANITIES
落地浴室柜

- ★
1. 75cm Vanity Top (Vitreous China)
 2. 75cm Floor Standing Vanity
- Color: Black/White
Size: 750x460x870mm
Material: Oak+Plywood
Structure: Two Doors
Key Parts: BLUM Soft Closing Hinges, Chrome/Black Metal Handles



M025K/W
● NC2285W-1
● NM37401K/W

1. 75公分台上盆 (陶瓷)
 2. 75公分落地浴室柜
1. 颜色: 黑色/白色
2. 尺寸: 750x460x870MM
3. 材质: 橡木+多层板
4. 结构方式: 双开门
5. 配置: 百隆缓冲门铰链, 银色/黑色金属把手

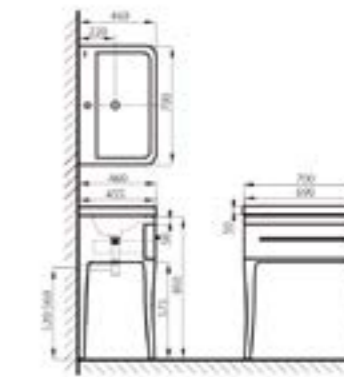


1. 70cm Vanity Top (Vitreous China)
 2. 70cm Floor Standing Vanity
- Color: Black/White
Size: 700x460x900mm
Material: Oak+Plywood
Structure: One Drawer
Key Parts: BLUM Soft Closing Tracks, Metal Handle



M021K/W
● NC2260W-1
● NM36901K/W

1. 70公分台上盆 (陶瓷)
 2. 70公分落地浴室柜
- 颜色: 黑色/白色
尺寸: 700x460x900mm
材质: 橡木+实木多层板
结构方式: 单抽屉
配置: 百隆缓冲导轨, 金属拉手

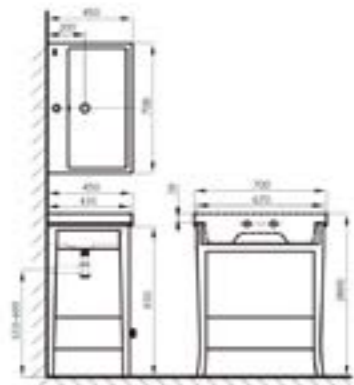


FLOOR STANDING VANITIES
落地浴室柜

1. 70cm Vanity Top (Vitreous China)
2. 70cm Floor Standing Vanity
Color: Black/White
Size: 700x450x880mm
Material: Oak+Plywood
Structure: One Drawer
Key Parts: BLUM Soft Closing Tracks, Crystal Handle

1. 70公分台上盆 (陶瓷)
2. 70公分落地浴室柜
颜色: 黑色/白色
尺寸: 700x450x880mm
材质: 橡木+实木多层板
结构方式: 单抽屉
配置: 百隆缓冲导轨, 水晶把手

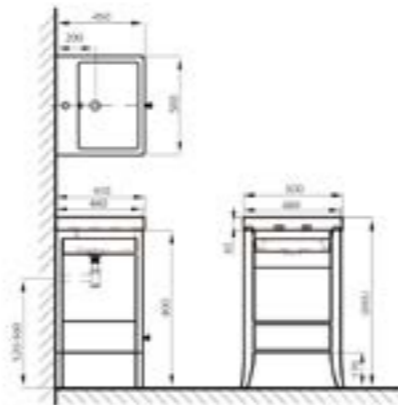
M022K/W
● NC2214W-1
● NM36703K/W



1. 50cm Vanity Top (Vitreous China)
2. 50cm Floor Standing Vanity
Color: Black
Size: 500x450x865mm
Material: Oak+Plywood
Structure: One Drawer
Key Parts: BLUM Soft Closing Tracks, Crystal Handle

1. 50公分台上盆 (陶瓷)
2. 50公分落地浴室柜
颜色: 黑色
尺寸: 500x450x865mm
材质: 橡木+实木多层板
结构方式: 单抽屉
配置: 百隆缓冲导轨, 水晶把手

M029K
● NC2213W-1
● NM34801K



- ★
1. 70cm Vanity Top (Vitreous China)
2. 70cm Floor Standing Vanity
Color: Grey/White
Size: 700x450x870mm
Material: Plywood
Structure: One Drawer
Key Parts: Soft Closing Tracks, Metal Handle
Remark: Flooring standing NP12201K could be detached for wall-hung

1. 70公分台上盆 (陶瓷)
2. 70公分落地浴室柜
颜色: 灰色/亮白色
尺寸: 700x450x870mm
材质: 实木多层板
结构方式: 单抽屉
配置: 缓冲骑马抽导轨, 黑色金属拉手
备注: NP12201K支撑脚可自由搭配 (挂/落可再用)

M035A/LW
● NC2214W-1
● NM46701A/LW
● NP12201K



1. 50cm Vanity Top (Vitreous China)
2. 50cm Floor Standing Vanity
Color: White
Size: 500x450x870mm
Material: Plywood
Structure: One Door
Key Parts: BLUM Soft Closing Hinges, Metal Handles
Remark: Flooring standing NP12201K could be detached for wall-hung

1. 50公分台上盆 (陶瓷)
2. 50公分落地浴室柜
颜色: 白色
尺寸: 500x450x870mm
材质: 实木多层板
结构方式: 单开门
配置: 百隆缓冲门铰链, 金属拉手
备注: NP12201K支撑脚可自由搭配 (挂/落可再用)

M034W
● NC2213W-1
● NM44701W
● NP12201K

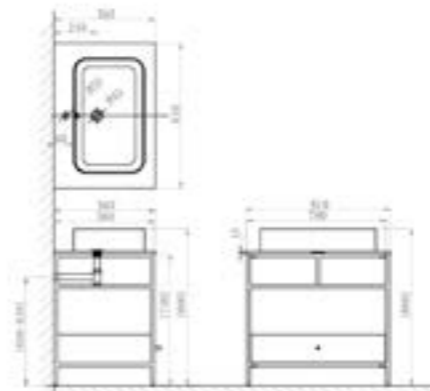


FLOOR STANDING VANITIES
落地浴室柜

- NEW
1. 65cm Vessel Basin+Solid-surface Countertop
2. Drawer
3. 81cm Floor-standing Vanity(With Drawer)
Color: Teak Wood/ White Oak
Size: 810x565x880mm
Material: Plywood+SUS304
Structure: Single Drawer
Key Parts: Normal Soft Closing Track

1. 65公分台上碗盆+人造石台面
2. 抽屉
3. 81公分落地柜 (带抽功能)
颜色: 柚木色/白橡木
尺寸: 810x565x880mm
材质: 实木多层板+SUS304
结构方式: 单抽
配置: 普通起码抽缓冲导轨

M068Y/B-1
● NC2287W
NM68102Y
● NM47601Y/B
● NP12614K



- NEW
1. 65cm Vessel Basin+Solid-surface Countertop
2. Cabinet
3. 81cm Floor-standing Vanity(With Cabinet)
Color: Teak Wood/ White Oak
Size: 810x565x880mm
Material: Plywood+SUS304
Structure: Two Doors
Key Parts: DTC Soft Closing Hinges

1. 65公分台上碗盆+人造石台面
2. 柜体
3. 81公分落地柜 (带柜功能)
颜色: 柚木色/白橡木
尺寸: 810x565x880mm
材质: 实木多层板+SUS304
结构方式: 双开门
配置: DTC缓冲门铰链

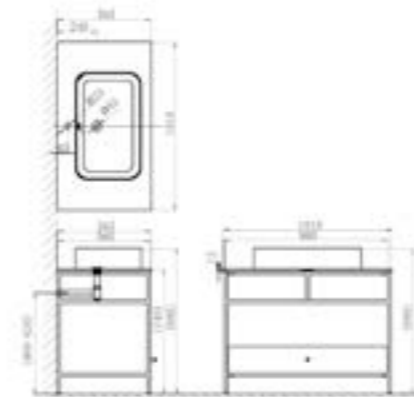
M068Y/B-2
● NC2287W
NM68102Y
● NM47602Y/B
● NP12614K



- ★ NEW
1. 65cm Vessel Basin+Solid-surface Countertop
2. Drawer
3. 101cm Floor-standing Vanity(With Drawer)
Color: Teak Wood/ White Oak
Size: 1010x565x880mm
Material: Plywood+SUS304
Structure: Single Drawer
Key Parts: Normal Soft Closing Track

1. 65公分台上碗盆+人造石台面
2. 抽屉
4. 101公分落地柜 (带抽功能)
颜色: 柚木色/白橡木
尺寸: 1010x565x880mm
材质: 实木多层板+SUS304
结构方式: 单抽
配置: 普通起码抽缓冲导轨

M069Y/B-1
● NC2287W
NM610101Y
● NM49601Y/B
● NP12615K



- ★ NEW
1. 65cm Vessel Basin+Solid-surface Countertop
2. Cabinet
3. 101cm Floor-standing Vanity(With Cabinet)
Color: Teak Wood/ White Oak
Size: 1010x565x880mm
Material: Plywood+SUS304
Structure: Two Doors
Key Parts: DTC Soft Closing Hinges

1. 65公分台上碗盆+人造石台面
2. 柜体
4. 101公分落地柜 (带柜功能)
颜色: 柚木色/白橡木
尺寸: 1010x565x880mm
材质: 实木多层板+SUS304
结构方式: 双开门
配置: DTC缓冲门铰链

M069Y/B-2
● NC2287W
NM610101Y
● NM49602Y/B
● NP12615K





- ★ NEW**
- 65cm Vessel Basin+Solid-surface Countertop
 - Drawers
 - 101cm Floor-standing Vanity(With Double Drawer)
 - Wooden Board
- Color: Teak Wood/ White Oak
Size: 1010x565x880mm
Material: Plywood+SUS304
Structure: Double Drawers
Key Parts: Normal Soft Closing Track
- M069Y/B-3**
● NC2287W
NM610101Y
● NM44901Y/B
● NP12615K
● NM69601Y/B



- ★ NEW**
- 65cm Vessel Basin+Solid-surface Countertop
 - Drawers
 - Cabinet
 - 101cm Floor-standing Vanity(With Cabinet/Drawer)
- Color: Teak Wood/ White Oak
Size: 1010x565x880mm
Material: Plywood+SUS304
Structure: Two Doors+Double Drawers
Key Parts: DTC Soft Closing Hinges+DTC Soft Closing Tracks
- M069Y/B-4**
● NC2287W
NM610101Y
● NM44901Y/B
● NM49602Y/B
● NP12615K



- ★ NEW**
- 65cm Vessel Basin+Solid-surface Countertop
 - Drawers
 - 121cm Floor-standing Vanity(With Drawer)
 - Wooden Board
- Color: Teak Wood/ White Oak
Size: 1210x565x880mm
Material: Plywood+SUS304
Structure: Double Drawers
Key Parts: Normal Soft Closing Track
- M070Y/B-3**
● NC2287W
NM612101Y
● NM45902Y/B
● NP12616K
● NM611601Y/B



- ★ NEW**
- 65cm Vessel Basin+Solid-surface Countertop
 - Drawers
 - Cabinet
 - 121cm Floor-standing Vanity(With Cabinet/Drawer)
- Color: Teak Wood/ White Oak
Size: 1210x565x880mm
Material: Plywood+SUS304
Structure: Three Open Door+Double Drawers
Key Parts: DTC Soft Closing Hinges+DTC Soft Closing Tracks
- M070Y/B-4**
● NC2287W
NM612101Y
● NM45902Y/B
● NM411602Y/B
● NP12616K



- ★ NEW**
- 65cm Vessel Basin+Solid-surface Countertop
 - Drawers
 - 121cm Floor-standing Vanity(With Drawer)
- Color: Teak Wood/ White Oak
Size: 1210x565x880mm
Material: Plywood+SUS304
Structure: Double Drawers
Key Parts: Normal Soft Closing Track
- M070Y/B-1**
● NC2287W
NM612101Y
● NM411601Y/B
● NP12616K



- ★ NEW**
- 65cm Vessel Basin+Solid-surface Countertop
 - Cabinet
 - 121cm Floor-standing Vanity(With Cabinet)
- Color: Teak Wood/ White Oak
Size: 1210x565x880mm
Material: Plywood+SUS304
Structure: Three Open Door
Key Parts: DTC Soft Closing Hinges
- M070Y/B-2**
● NC2287W
NM612101Y
● NM411602Y/B
● NP12616K



- NEW**
- 65cm Vessel Basin+Solid-surface Countertop
 - Drawers
 - 151cm Floor-standing Vanity (With Double Drawer)
- Color: Teak Wood/ White Oak
Size: 1510x565x880mm
Material: Plywood+SUS304
Structure: Double Drawers
Key Parts: Normal Soft Closing Track
- M071Y/B-1**
● NC2287W
NM615101Y
● NM414601Y/B
● NP12619K



- NEW**
- 65cm Vessel Basin+Solid-surface Countertop
 - Cabinet
 - 151cm Floor-standing Vanity(With Drawer)
- Color: Teak Wood/ White Oak
Size: 1510x565x880mm
Material: Plywood+SUS304
Structure: Four open door
Key Parts: DTC Soft Closing Hinges
- M071Y/B-2**
● NC2287W
NM615101Y
● NM414602Y/B
● NP12619K

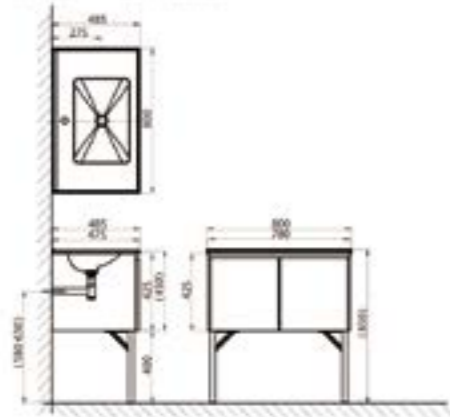




M073Y-1
● NC2294W-1
● NM47809Y
● NP12205K

- ★ NEW
- 80cm Vanity Top (Vitreous China)
 - 80cm Floor Standing Vanity
 - Support
- Color: Australian Gray
Size: 800x480x850mm
Material: Plywood
Structure: Two Doors
Key Parts: DTC Soft Closing Hinges

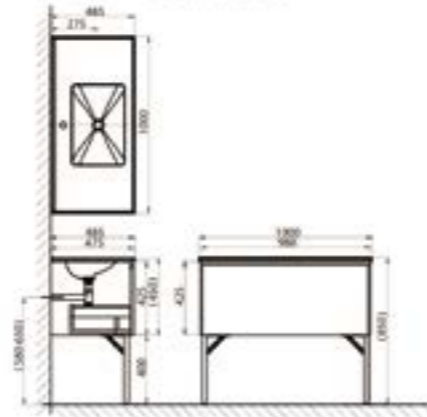
- 80公分台上盆 (陶瓷)
 - 80公分落地浴室柜
 - 支撑脚
- 颜色: 澳洲灰色
尺寸: 800x480x850mm
材质: 实木多层板
结构方式: 双开门
配置: DTC缓冲门铰链



M074Y-1
● NC2291W-1
● NM49806Y
● NP12205K

- ★ NEW
- 100cm Vanity Top (Vitreous China)
 - 100cm Floor Standing Vanity
 - Support
- Color: Australian Gray
Size: 1000x480x850mm
Material: Plywood
Structure: Large Single Drawer
Key Parts: DTC Soft Closing Tracks

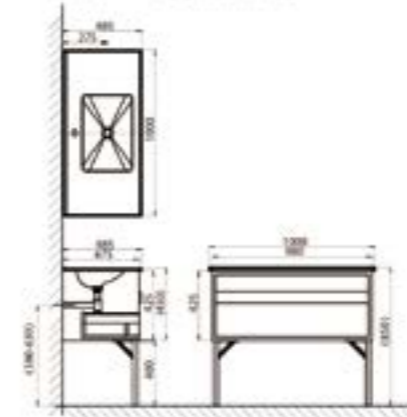
- 100公分台上盆 (陶瓷)
 - 100公分落地浴室柜
 - 支撑脚
- 颜色: 澳洲灰色
尺寸: 1000x480x850mm
材质: 实木多层板
结构方式: 大单抽
配置: DTC骑马抽缓冲导轨



M077Y-1
● NC2291W-1
● NM49807Y
● NP12205K

- ★ NEW
- 100cm Vanity Top (Vitreous China)
 - 100cm Floor Standing Vanity
 - Support
- Color: Classic Gray Oak Color
Size: 1000x485x850mm
Material: Plywood Veneer Gluing
Structure: One Drawer
Key Parts: DTC Soft Closing Tracks

- 100公分台上盆 (陶瓷)
 - 100公分落地浴室柜
 - 支撑脚
- 颜色: 古典灰橡木色
尺寸: 1000x485x850mm
材质: 实木多层板贴皮
结构方式: 单抽
配置: DTC骑马抽缓冲导轨



M078Y-2
● NC22106W-1
● NM49808Y
● NP12620K

- ★ NEW
- 100cm Vanity Top (Vitreous China)
 - 100cm Floor Standing Vanity
 - Metal Frame
- Color: Classic Red Oak Color
Size: 1000x455x865mm
Material: Plywood Veneer Gluing
Structure: Two Doors
Key Parts: DTC Soft Closing Hinges+Shelf


- 100公分台上盆 (陶瓷)
 - 100公分落地浴室柜
 - 金属架
- 颜色: 古典红橡木色
尺寸: 1000x455x865mm
材质: 实木多层板贴皮
结构方式: 双开门
配置: DTC缓冲门铰链+层架功能



M075Y-1
● NC2287W
● NM612004Y
● NM411804Y
● NP12205K-1

- NEW
- 65cm Vessel Basin+Volakas Countertop
 - 120cm Floor Standing Vanity
 - Support
- Color: Australian Gray
Size: 1200x560x850mm
Material: Plywood
Structure: Large Single Drawer + Single Door
Key Parts: DTC Soft Closing Tracks+DTC Hinge

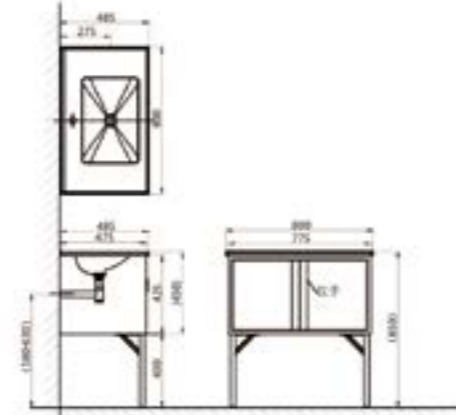
- 65公分台上陶瓷+爵士白台面
 - 120公分落地浴室柜
 - 支撑脚
- 颜色: 澳洲灰色
尺寸: 1200x560x850mm
材质: 实木多层板
结构方式: 大单抽+单开门
配置: DTC骑马抽缓冲导轨+DTC门铰链



M076Y-1
● NC2294W-1
● NM47808Y
● NP12205K

- ★ NEW
- 80cm Vanity Top (Vitreous China)
 - 80cm Floor Standing Vanity
 - Support
- Color: Classic Gray Oak Color
Size: 800x485x850mm
Material: Plywood Veneer Gluing
Structure: Two Doors
Key Parts: DTC Soft Closing Hinges

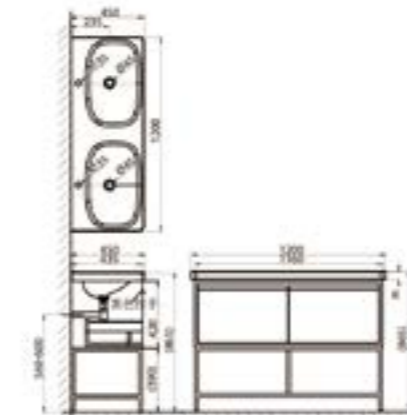
- 80公分台上盆 (陶瓷)
 - 80公分落地浴室柜
 - 支撑脚
- 颜色: 古典灰橡木色
尺寸: 800x485x850mm
材质: 实木多层板贴皮
结构方式: 双开门
配置: DTC缓冲门铰链



M079Y-2
● NC22103W-1
● NM411603Y
● NP12621K

- ★ NEW
- 120cm Vanity Top (Vitreous China)
 - 120cm Floor Standing Vanity
 - Metal Frame
- Color: Classic Red Oak Color
Size: 1200x450x865mm
Material: Plywood Veneer Gluing
Structure: Double Drawers
Key Parts: DTC Soft Closing Tracks

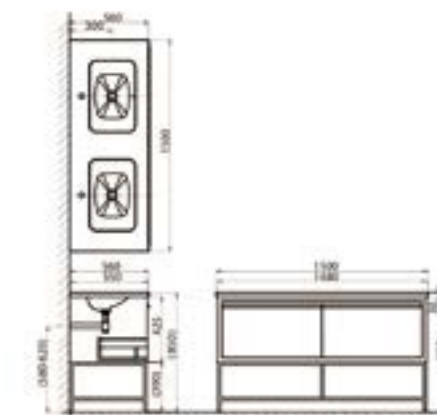
- 120公分台上盆 (陶瓷)
 - 120公分落地浴室柜
 - 金属架
- 颜色: 古典红橡木色
尺寸: 1200x450x865mm
材质: 实木多层板贴皮
结构方式: 双抽屉
配置: DTC骑马抽缓冲导轨



M080Y-1
● NC2218W
● NM615001Y
● NM414801Y
● NP12622K

- NEW
- 58cm Rectangle Under-mount Basin+Solid-surface countertop
 - 150cm Floor Standing Vanity
 - Metal Frame
- Color: Classic Red Oak Color
Size: 1500x560x850mm
Material: Plywood Veneer Gluing
Structure: Double Drawers
Key Parts: DTC Soft Closing Tracks

- 58公分方形台下盆 (陶瓷)+人造石台面
 - 150公分落地浴室柜
 - 金属架
- 颜色: 古典红橡木色
尺寸: 1500x560x850mm
材质: 实木多层板贴皮
结构方式: 双抽屉
配置: DTC骑马抽缓冲导轨



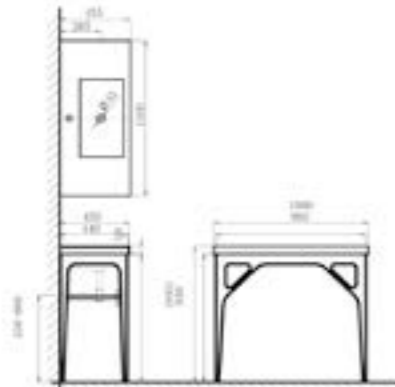
FLOOR STANDING VANITIES
落地浴室柜



M051U
● NC22106W-1
● NM39804U

1. 100cm Vanity Top (Vitreous China)
 2. 100cm Floor Standing Vanity
- Color: Reddish brown
Size: 1000x450x880mm
Material: Manchurian Ash
Structure: No Drawer

1. 100公分台上盆(陶瓷)
 2. 100公分落地浴室柜
- 颜色: 红棕色
尺寸: 1000x450x880mm
材质: 水曲柳木
结构方式: 无抽屉



M053U
● NC22103W-1
● NM311802U

1. 120cm Vanity Top (Vitreous China)
 2. 120cm Floor Standing Vanity
- Color: Reddish brown
Size: 1200x450x880mm
Material: Manchurian Ash
Structure: No Drawer

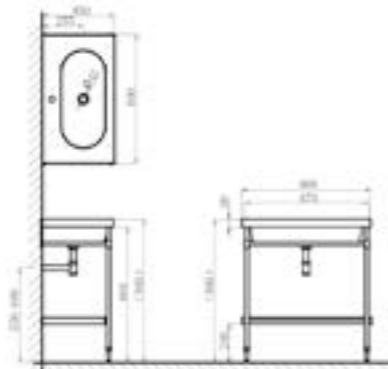
1. 120公分台上盆(陶瓷)
 2. 120公分落地浴室柜
- 颜色: 红棕色
尺寸: 1200x450x880mm
材质: 水曲柳木
结构方式: 无抽屉



M056C/K
● NC2281W-1
● NC2288W-1
● NP12605C/K
● ND7141Y

1. 80cm Vanity Top (Vitreous China)
 2. 80cm Floor Standing Metal Vanity
 3. Shelf
- Color: Chrome/Black
Size: 800x450x905mm
Material: Brass
Structure: No Drawer
Included: Shelf ND7141Y

1. 80公分台上盆(陶瓷)
 2. 80公分落地金属架柜
 3. 置物层板
- 颜色: 银色/黑色
尺寸: 800x450x905mm
材质: 黄铜
结构方式: 无抽屉
配置: 包含置物层板ND7141Y



M058C/K
● NC22106W-1
● NP12607C/K
● ND7139Y

1. 100cm Vanity Top (Vitreous China)
 2. 100cm Floor Standing Metal Vanity
 3. Shelf
- Color: Chrome/Black
Size: 1000x450x905mm
Material: Brass
Structure: No Drawer
Included: Shelf ND7139Y

1. 100公分台上盆(陶瓷)
 2. 100公分落地金属架柜
 3. 置物层板
- 颜色: 银色/黑色
尺寸: 1000x450x905mm
材质: 黄铜
结构方式: 无抽屉
配置: 包含置物层板ND7139Y



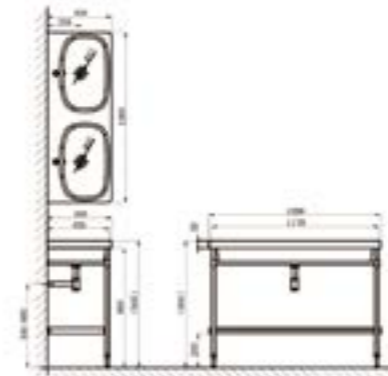
FLOOR STANDING VANITIES
落地浴室柜



M059C/K
● NC22103W-1
● NP12608C/K
● ND7140Y

1. 120cm Vanity Top (Vitreous China)
 2. 120cm Floor Standing Metal Vanity
 3. Shelf
- Color: Chrome/Black
Size: 1200x450x905mm
Material: Brass
Structure: No Drawer
Included: Shelf ND7140Y

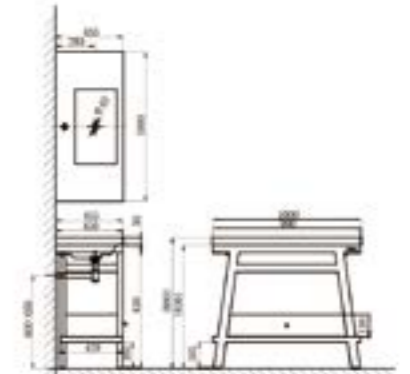
1. 120公分台上盆(陶瓷)
 2. 120公分落地金属架柜
 3. 置物层板
- 颜色: 银色/黑色
尺寸: 1200x450x905mm
材质: 黄铜
结构方式: 无抽屉
配置: 包含置物层板ND7141Y



M054Y/U
● NC22106W-1
● NM39901Y/U

1. 100cm Vanity Top (Vitreous China)
 2. 100cm Floor Standing Vanity
- Color: Natural Wood/Reddish brown
Size: 1000x455x880mm
Material: Manchurian Ash
Structure: One Drawer
Included: BLUM Soft Closing Tracks, Black Metal Handle

1. 100公分台上盆(陶瓷)
 2. 100公分落地柜
- 颜色: 原木色/红棕色
尺寸: 1000x455x880mm
材质: 水曲柳木
结构方式: 单抽屉
配置: 百隆缓冲导轨, 黑色金属把手



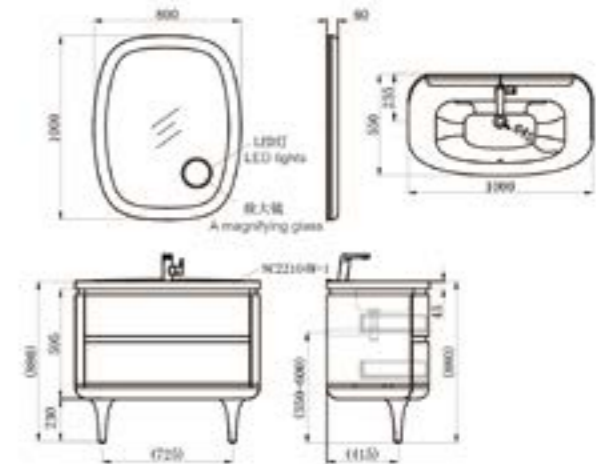
MODERN STANDING VANITIES
现代浴室柜



M061LK/LW
● NM110002LK/LW
● NC22104W-1
● NM39902LK/LW

1. Mirror
 2. 50cm Under-mount Basin (Vitreous China)+Marble Counter Top
 3. 100cm Floor Standing Vanity
- Color: Bright Black/Bright White
Mirror Size: 800x1000mm
Vanity Size: 1000x550x880mm
Material: Oak+Plywood
Vanity Structure: Two Drawers
Key Parts: BLUM Soft Closing Tracks
Mirror: White light magnifier touch switch
Power Required: 220V/50HZ

1. 镜子
 2. 100公分台上盆(陶瓷)
 3. 100公分落地浴室柜
- 颜色: 亮黑色/亮白色
镜子尺寸: 800x1000mm
浴室柜尺寸: 1000x550x880mm
材质: 橡木+实木多层板
浴室柜结构方式: 双抽屉
配置: 百隆缓冲导轨, 镜子: 白光光源, 带放大镜, 触摸开关
输入电压: 220V/50HZ





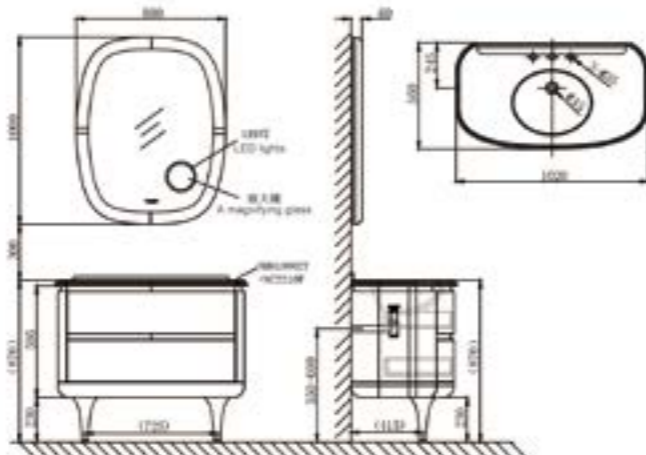
M061LW/LK
● NM110002LW/LK
● NC2218W
NM610002Y
● NM39902LW/LK

1. Mirror
2. 58cm Under-mount Basin (Vitreous China)+Marble Counter Top
3. 100cm Floor Standing Vanity

Color: Bright Black/Bright White
Mirror Size: 800x1000mm
Vanity Size: 1000x550x880mm
Material: Oak+Plywood
Vanity Structure: Two Drawers
Key Parts: BLUM Soft Closing Tracks

Mirror: White light magnifier touch switch
Power Required: 220W/50HZ

1. 镜子
 2. 58公分台下盆(陶瓷)+大理石台面
 3. 100公分落地浴室柜
- 颜色: 亮白色/亮黑色
镜子尺寸: 800x1000mm
浴室柜尺寸: 1000x550x880mm
材质: 橡木+实木多层板
浴室柜结构方式: 双抽屉
配置: 百隆缓冲导轨
镜子: 白光光源, 带放大镜, 触摸开关
输入电压: 220V/50HZ

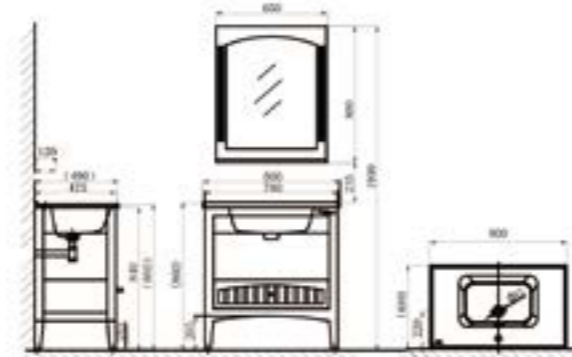


M049K
● NM18002K
● NC2218W
NM68101Y
● NM38001K

1. Mirror
2. 58cm Under-mount Basin (Vitreous China)+Marble Counter Top
3. 81cm Floor Standing Vanity

Color: Black
Mirror Size: 800x650x120mm
Vanity Size: 810x530x860mm
Material: Oak+Plywood
Structure: One Drawer
Key Parts: BLUM Soft Closing Tracks, Crystal Handle

1. 镜子
 2. 58公分台下盆(陶瓷)+大理石台面
 3. 81公分落地浴室柜
- 颜色: 黑色
镜子尺寸: 800x650x120mm
柜子尺寸: 810x530x860mm
材质: 橡木+实木多层板
浴室柜的结构方式: 单抽
配置: 百隆缓冲导轨, 水晶把手

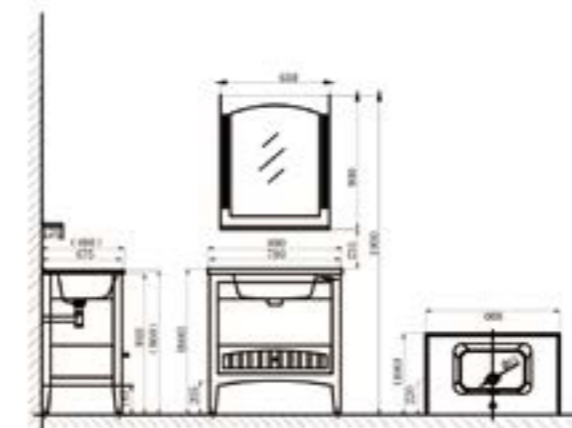


M048W
● NM18002W
● NC2294W-1
● NM38002W

1. Mirror
2. 81cm Vanity Top (Vitreous China)
3. 81cm Floor Standing Vanity

Color: White
Mirror Size: 800x600x120mm
Vanity Size: 800x490x860mm
Material: Oak+Plywood
Vanity Structure: One Drawer
Key Parts: BLUM Soft Closing Tracks, Black Handle

1. 镜子
 2. 81公分台上盆(陶瓷)
 3. 81公分落地浴室柜
- 颜色: 白色
镜子尺寸: 800x600x120mm
柜子尺寸: 800x490x860mm
材质: 橡木+实木多层板
浴室柜的结构方式: 单抽
配置: 百隆缓冲导轨, 黑色拉手




M046W
● NM18002W
NM08001W
● NC2291W-1
● NM39802W

1. Mirror + One-door Side Cabinet
2. 100cm Vanity Top (Vitreous China)
3. 100cm Floor Standing Vanity

Color: White
Mirror Size: 800x600x125mm
Side Cabinet Size: 800x280x150mm
Vanity Size: 1000x485x840mm
Material: Plywood
Side Cabinet Structure: One Door
Vanity Structure: Two Doors
Key Parts: BLUM Soft Closing Hinges, Black Metal Handle

1. 镜子+单开门侧柜
 2. 100公分台上盆(陶瓷)
 3. 100公分落地浴室柜
- 颜色: 白色
镜子尺寸: 800x600x125mm
侧柜尺寸: 800x280x150mm
柜子尺寸: 1000x485x840mm
材质: 实木多层板
镜柜的结构方式: 单开门
浴室柜的结构方式: 双开门
配置: 百隆缓冲门铰链, 黑色拉手

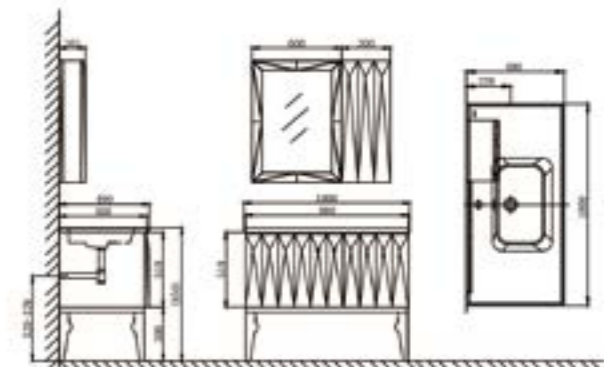


M043K
● NM18003K
NM08002K
● NC2291W-1
● NM310001K

1. Mirror+Side Cabinet
2. 100cm Vitreous China basin (1-Hole)
3. 100cm Floor Standing Vanity

Color: Black
Mirror Size: 800x600x125mm
Side Cabinet Size: 800x300x150mm
Vanity Size: 1000x490x850mm
Material: Plywood
Side Structure: One Door
Vanity Structure: Two Doors
Key Parts: BLUM Soft Closing Hinges, Crystal Handles

1. 镜子+侧柜
 2. 100公分陶瓷盆(单孔)
 3. 100公分落地浴室柜
- 颜色: 黑色
镜子尺寸: 800x600x125mm
侧柜尺寸: 800x300x150mm
浴室柜尺寸: 1000x490x850mm
材质: 实木多层板
侧柜结构方式: 单开门
柜子结构方式: 双开门
配置: 百隆缓冲门铰链, 水晶把手

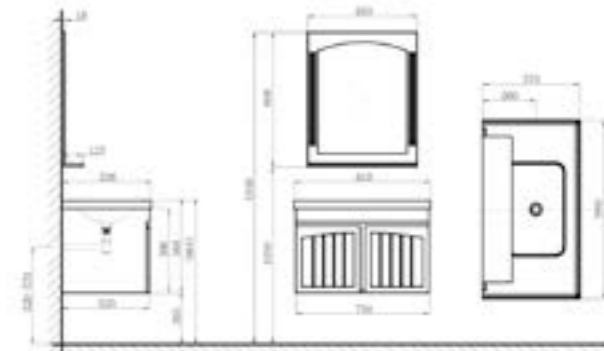


M060K
● NM18002K
● NC2218W
NM68101Y
● NM47901K

1. Mirror
2. 58cm Under-mount Basin (Vitreous China)+Marble Counter Top
3. 81cm Wall-Hung Vanity

Color: Black
Mirror Size: 800x650x125mm
Vanity Size: 810x530x560mm
Material: Plywood
Vanity Structure: Two Doors
Key Parts: BLUM Soft Closing Hinges

1. 镜子
 2. 58公分台下盆(陶瓷)+大理石台面
 3. 81公分挂墙浴室柜
- 颜色: 黑色
镜子尺寸: 800x650x125mm
浴室柜尺寸: 810x530x560mm
材质: 实木多层板
浴室柜的结构方式: 双开门
配置: 百隆缓冲门铰链





1. Mirror + One-door Side Cabinet
2. 58cm Under-mount Basin (Vitresous China)+Marble Counter Top
3. 100cm Floor Standing Vanity

Color: Black
Mirror Size: 800x650x125mm
Side Cabinet Size: 800x280x150mm
Vanity Size: 1000x530x840mm
Material: Plywood
Side Cabinet Structure: One Door
Vanity Structure: Two Doors
Key Parts: BLUM Soft Closing Hinges, Crystal Handles

M047K

- NM18002K
- NM08001K
- NM610001Y
- NC2218W
- NM39801K



1. 镜子+单开门侧柜
2. 58公分台下盆(陶瓷)+大理石台面
3. 100公分落地浴室柜

颜色: 黑色
镜子尺寸: 800x650x125mm
侧柜尺寸: 800x280x150mm
柜子尺寸: 1000x530x840mm
材质: 实木多层板
镜柜的结构方式: 单开门
浴室柜的结构方式: 双开门
配置: 百隆缓冲门铰链, 水晶拉手



1. 80cm Wall-hung Mirror
2. 90cm Under-Mount Basin
3. 90cm Floor Standing Vanity

Color: Black
Mirror Size: 800x900x25mm
Vanity Size: 865x435x810mm
Material: Oak
Vanity Structure: Two Doors
Key Parts: BLUM Soft Closing Hinges, Diamond Handles

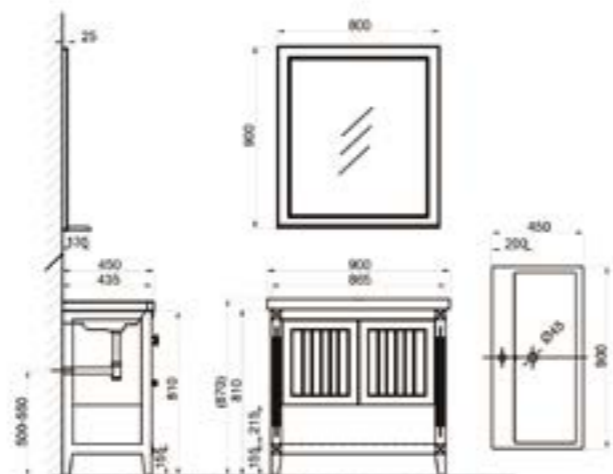
M062K

- NM18005K
- NC2271W-1
- NM38701K



1. 80公分挂镜
2. 90公分台上盆
3. 90公分落地浴室柜

颜色: 黑色
镜子尺寸: 800x900x25mm
柜子尺寸: 865x435x810mm
材质: 橡木
浴室柜的结构方式: 双开门
配置: 百隆缓冲门铰链, 菱形拉手



1. 110cm Wall-hung Mirror
2. 100cm Under-Mount Basin
3. 120cm Floor Standing Vanity

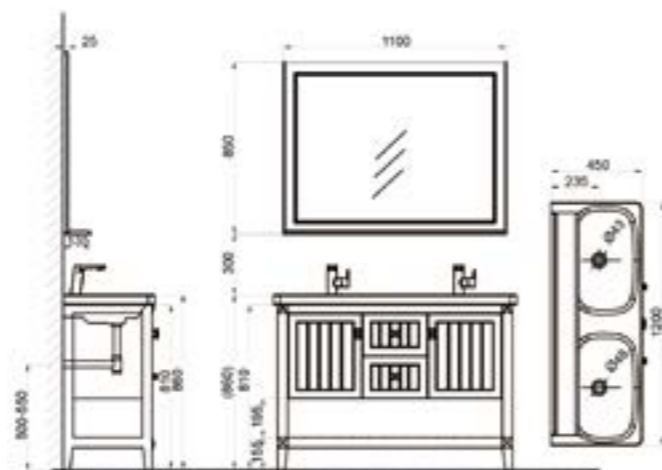
Color: Black (K) Walnut(Y)
Mirror Size: 1100x850x135mm
Vanity Size: 1200x450x810mm
Material: Oak
Vanity Structure: Double doors and Double Drawers
Key Parts: BLUM soft closing hinges and BLUM soft closing Tracks, Diamond Handles

M063K/Y

- NM111001K/Y
- NC22103W-1
- NM311601K/Y



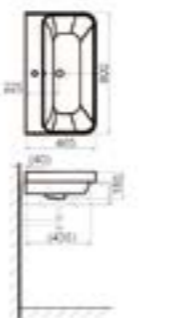
1. 110公分挂镜
 2. 100公分台上盆
 3. 120公分落地浴室柜
- 颜色: 黑色(K) 茶青色(Y)
镜子尺寸: 1100x850x135mm
柜子尺寸: 1200x450x810mm
材质: 橡木
浴室柜的结构方式: 双开门和双抽屉
配置: 百隆缓冲门铰链和百隆缓冲导轨, 菱形拉手



NC2270W-1

- ★ 80cm Drop-in Basin (1-Hole)
- Size: 800x465x180mm
- Material: Vitreous china
- Included: Fixing Kits NPS106N
- Optional Installation: Wall-Hung
- Optional Parts: Support NP9901W

80公分台上盆(单孔)
尺寸: 800x465x180mm
材质: 陶瓷
标配: 安装螺丝包 NPS106N
可选支架 NP9901W
可做挂盆使用



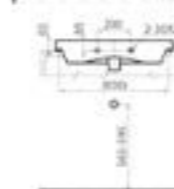
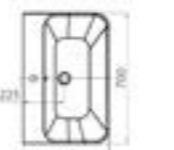
★



NC2260W-1

- ★ 70cm Drop-in Basin (1-Hole)
- Size: 700x465x175mm
- Material: Vitreous china
- Included: Fixing Kits (NPS106N)
- Optional Installation: Wall-Hung
- Optional Parts: Support (NP9901W)

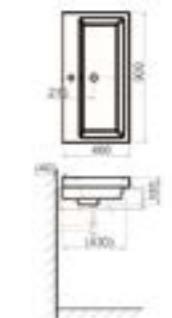
70公分台上盆(单孔)
尺寸: 700x465x175mm
材质: 陶瓷
标配: 安装螺丝包 (NPS106N)
可选用安装支架(NP9901W)
可做挂盆使用。



NC2271W-1

- ★ 90cm Drop-in Basin (1-Hole)
- Size: 900x460x185mm
- Material: Vitreous china
- Included: Fixing Kits NPS106N
- Optional Installation: Wall-Hung
- Optional Parts: Support NP9901W

90公分台上盆(单孔)
尺寸: 900x460x185mm
材质: 陶瓷
标配: 安装螺丝包 NPS106N
可选支架 NP9901W
可做挂盆使用



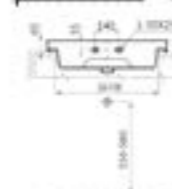
★



NC2214W-1

- ★ 70cm Drop-in Basin (1-Hole)
- Size: 700x450x190mm
- Material: Vitreous china
- Optional Installation: Wall-Hung
- Optional Parts: Support (NP9901W)

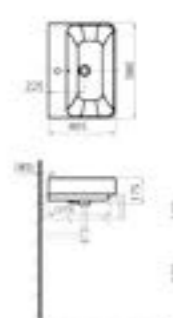
70公分台上盆(单孔)
尺寸: 700x450x190mm
材质: 陶瓷
可做挂盆使用。
可选用安装支架 (NP9901W)



NC2259W-1

- ★ 58cm Drop-in Basin (1-Hole)
- Size: 580x405x175mm
- Material: Vitreous china
- Included: Fixing Kits (NPS106N)
- Optional Installation: Wall-Hung
- Optional Parts: Support (NP9901W)

58公分台上盆(单孔)
尺寸: 580x405x175mm
材质: 陶瓷
标配: 安装螺丝包 (NPS106N)
可做挂盆使用。
可选用安装支架(NP9901W)




★



NC2287W

- ★ 65cm Vessel Basin
- Size: 645x395x153mm
- Material: Vitreous china

65公分台上碗盆
尺寸: 645x395x153mm
材质: 陶瓷






NC2266W

★
45cm Vessel Basin
Size: 450x455x160mm
Material: Vitreous china
45公分台上碗盆
尺寸: 450x455x160mm
材质: 陶瓷




NC2275W

48cm Vessel Basin
Size: 480x385x170mm
Material: Vitreous china
48公分碗盆
尺寸: 480x385x170mm
材质: 陶瓷



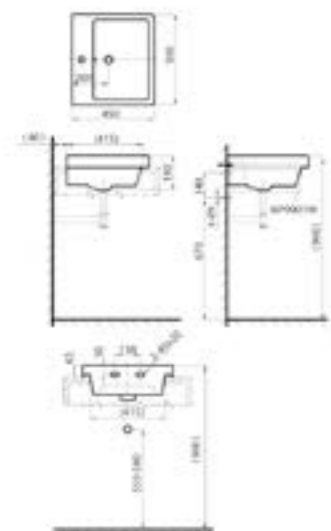
NC2290W-1

60cm Drop-in Basin (1 Hole)
Size: φ610x170mm
Material: Vitreous china
60公分台上盆(单孔)
尺寸: φ610x170mm
材质: 陶瓷



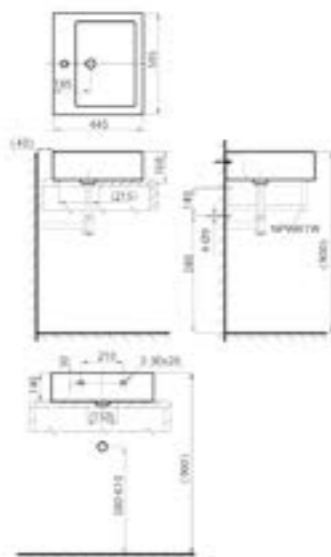
NC2213W-1

★
50cm Drop-in Basin (1-Hole)
Size: 500x450x190mm
Material: Vitreous china
Optional Installation: Wall-Hung
Optional Parts: Support (NP9901W)
50公分台上盆(单孔)
尺寸: 500x450x190mm
材质: 陶瓷
可做挂盆使用,
可选用安装支架 (NP9901W)



NC2252W-1

51cm Vessel Basin (1-Hole)
Size: 505x445x160mm
Material: Vitreous china
Included: Fixing Kits (NPS106N)
Optional Installation: Wall-Hung
Optional Parts: Support (NP9901W)
51公分台上盆(单孔)
尺寸: 505x445x160mm
材质: 陶瓷
标配: 安装螺丝包 (NPS106N)
可做挂盆使用,
可选用安装支架 (NP9901W)



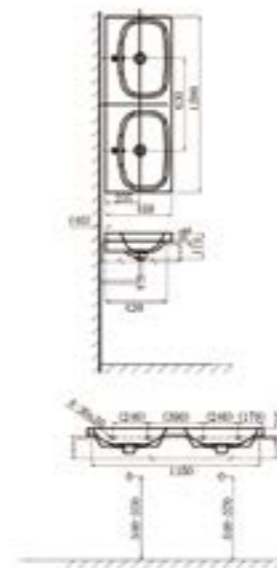
NC2273W-1

60cm Vessel Basin (1-Hole)
Size: 595x445x182mm
Material: Vitreous china
Optional Installation: Wall-Hung
60公分台上盆 (单孔)
尺寸: 595x445x182mm
材质: 陶瓷
可做挂盆用



NC22103W-1

120cm Drop-in Basin
Size: 1200x450x175mm
Material: Vitreous china
120公分台上碗盆
尺寸: 1200x450x175mm
材质: 陶瓷



NC2281W-1

80cm Drop-in Basin (1-Hole)
Size: 800x450x155mm
Material: Vitreous china
Optional Parts: Support NP12605C
80公分台上盆(单孔)
尺寸: 800x450x155mm
材质: 陶瓷
可选用安装支架NP12605C



NC2282W-1

100cm Drop-in Basin (1-Hole)
Size: 1000x455x145mm
Material: Vitreous china
Optional Parts: Support NP12607C
100公分台上盆 (单孔)
尺寸: 1000x455x145mm
材质: 陶瓷
可选用安装支架NP12607C



NC22106W-1

100cm Vessel Basin (1-Hole)
Size: 1015x465x175mm
Material: Vitreous china
Included: Fixing Kits NPS106N
Optional Installation: Wall-Hung
Optional Parts: Support NP9901W
100公分台上盆 (单孔)
尺寸: 1015x465x175mm
材质: 陶瓷
标配: 安装螺丝包 NPS106N
可选支架 NP9901W
可做挂盆使用



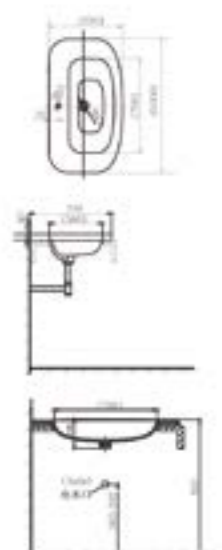
NC2288W-1

80cm Drop-in Basin (1-Hole)
Size: 800x455x145mm
Material: Vitreous china
Optional Parts: Support NP12605C
80公分台上盆 (单孔)
尺寸: 800x455x145mm
材质: 陶瓷
可选用安装支架NP12605C



NC22104W-1

100cm Drop-in Basin (1-Hole)
Size: 1000x550x190mm
Material: Vitreous china
100公分台上盆(单孔)
尺寸: 1000x550x190mm
材质: 陶瓷



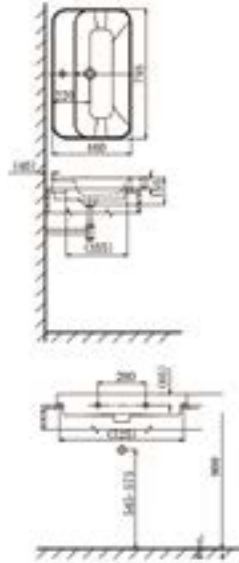
VESSEL/DROP-IN BASINS

台上盆



NC2285W-1

76cm Drop-in Basin (1-Hole)
Size: 755x460x155mm
Material: Vitreous china
76公分台上碗盆(单孔)
尺寸: 755x460x155mm
材质: 陶瓷




NC2255W

56cm Thin edge Basin
Size: 560x410x120mm
Material: Vitreous china
56公分薄边台上盆
尺寸: 560x410x120mm
材质: 陶瓷



NC2208W-1

54cm Vessel Basin (1-Hole)
Size: 535x425x167mm
Material: Vitreous china
54公分台上盆(单孔)
尺寸: 535x425x167mm
材质: 陶瓷



SEMI-RECESSED BASINS

半嵌盆



NC2269W-1

58cm Semi-Recessed Basin (1-Hole)
Size: 575x430x170mm
Material: Vitreous china
58公分半嵌盆(单孔)
尺寸: 575x430x170mm
材质: 陶瓷



NC2203W-1

55cm Semi-Recessed Basin (1-Hole)
Size: 550x450x180mm
Material: Vitreous china
55公分半嵌盆(单孔)
尺寸: 550x450x180mm
材质: 陶瓷



NC2237W-1

51cm Semi-Recessed Basin (1-Hole)
Size: 510x505x200mm
Material: Vitreous china
51公分半嵌盆(单孔)
尺寸: 510x505x200mm
材质: 陶瓷



UNDER-MOUNT BASINS

台下盆



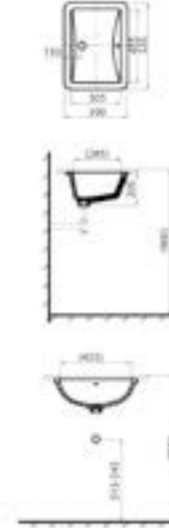
NC2218W

58cm Rectangle Under-mount Basin
Size: 580x400x155mm
Material: Vitreous china
58公分方形台下盆
尺寸: 580x400x155mm
材质: 陶瓷



NC2254 W

54cm Rectangle Under-mount Basin
Size: 535x390x205mm
Material: Vitreous china
54公分方形台下盆
尺寸: 535x390x205mm
材质: 陶瓷



NC2253W

60cm Rectangle Under-mount Basin
Size: 600x422x209mm
Material: Vitreous china
60公分方形台下盆
尺寸: 600x422x209mm
材质: 陶瓷



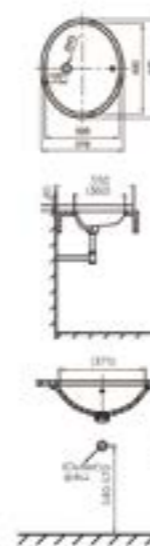
UNDER-MOUNT BASINS

台下盆



NC22113W

45cm Under-mount Basin
Size: 445x370x180mm
Material: Vitreous china
45公分台下盆
尺寸: 445x370x180mm
材质: 陶瓷



50cm Basin (1-Hole) + Semi Pedestal
Size:
NC2213W-1: 500x450x190mm
NCE02W: 245X280X250mm
Material: Vitreous china
50公分半嵌盆(单孔)+半底座
尺寸:
NC2213W-1: 500x450x190mm
NCE02W: 245X280X250mm
材质: 陶瓷




70cm Basin (1-Hole) + Semi Pedestal
Size:
NC2214W-1: 700x450x190mm
NCE02W: 245X280X250mm
Material: Vitreous china
70公分半嵌盆(单孔)+半底座
尺寸:
NC2214W-1: 700x450x190mm
NCE02W: 245X280X250mm
材质: 陶瓷



**50cm Pedestal Basin(1-Hole)
+ Pedestal**

Size:
NC2213W-1: 500x450x190mm
NCE01W: 180X170X690mm
Material: Vitreous china

50公分立柱盆(单孔)+底座
尺寸:
NC2213W-1: 500x450x190mm
NCE01W: 180X170X690mm
材质: 陶瓷



**70cm Pedestal Basin(1-Hole)
+ Pedestal**

Size:
NC2214W-1: 700x450x190mm
NCE01W: 180X170X690mm
Material: Vitreous china


70公分立柱盆(单孔)+底座
尺寸:
NC2214W-1: 700x450x190mm
NCE01W: 180X170X690mm
材质: 陶瓷



**58cm Pedestal Basin(1-Hole)
+ Pedestal**

Size:
NC2259W-1: 580x405x175mm
NCE01W: 180X170X690mm
Material: Vitreous china

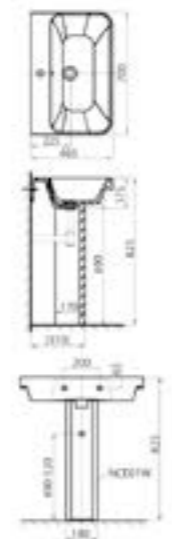
58公分立柱盆(单孔)+底座
尺寸:
NC2259W-1: 580x405x175mm
NCE01W: 180X170X690mm
材质: 陶瓷



**70cm Pedestal Basin(1-Hole)
+ Pedestal**

Size:
NC2260W-1: 700x465x175mm
NCE01W: 180X170X690mm
Material: Vitreous china

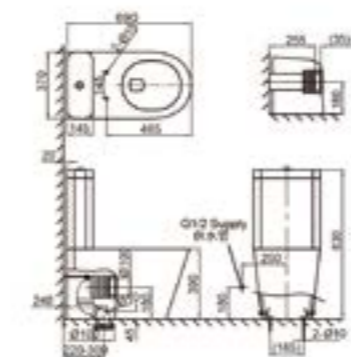
70公分立柱盆(单孔)+底座
尺寸:
NC2260W-1: 700x465x175mm
NCE01W: 180X170X690mm
材质: 陶瓷



Two-Piece Toilet
Size: 690x370x830mm
Rough-in: 180mm (P-Trap)
Recommended: ND3202N S-Trap
Adjustable Rough-in
220-300mm

分体座便器
尺寸: 690x370x830mm
坑距: 180mm (P排)
推荐: ND3202N S管
可调坑距220-300mm

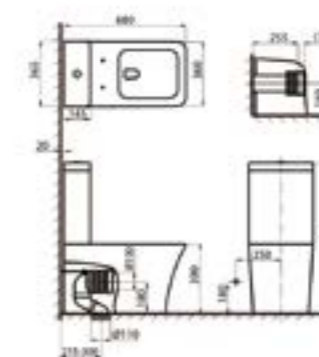
NC2116XW-P



Two-Piece Toilet
Size: 680x365x845mm
Rough-in: 180mm (P-Trap)
Cover Seat: Slim UF Soft-closing
Recommended: ND3202N S-Trap
Adjustable Rough-in
215-300mm

分体座便器
尺寸: 680x365x845mm
坑距: 180mm (P排)
盖板: UF超薄盖板
推荐: ND3202N S管
可调坑距215-300mm

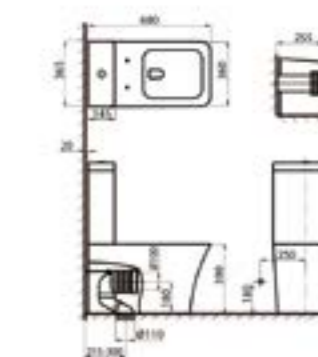
NC2137UW-PT0



Two-Piece Toilet
Size: 680x365x845mm
Rough-in: 180mm (P-Trap)
Cover Seat: UF Soft-closing
Recommended: ND3202N S-Trap
Adjustable Rough-in
215-300mm

分体座便器
尺寸: 680x365x845mm
坑距: 180mm (P排)
盖板: UF超薄盖板
推荐: ND3202N S管
可调坑距215-300mm

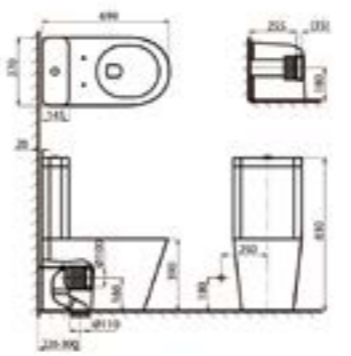
NC2137UW-P



Two-Piece Toilet
Size: 690x370x830mm
Rough-in: 180mm (P-Trap)
Cover Seat: UF Soft-closing
Recommended: ND3202N S-Trap
Adjustable Rough-in
220-300mm

分体座便器
尺寸: 690x370x830mm
坑距: 180mm (P排)
盖板: UF超薄盖板
推荐: ND3202N S管
可调坑距220-300mm

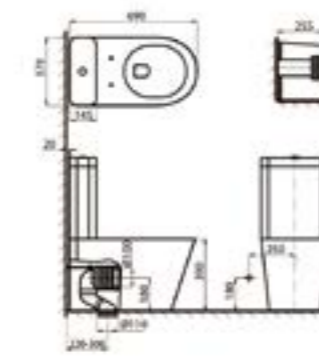
NC2116UW-P



Two-Piece Toilet
Size: 690x370x830mm
Rough-in: 180mm (P-Trap)
Cover Seat: Slim UF Soft-closing
Recommended: ND3202N S-Trap
Adjustable Rough-in
220-300mm

分体座便器
尺寸: 690x370x830mm
坑距: 180mm (P排)
盖板: UF超薄盖板
推荐: ND3202N S管
可调坑距220-300mm

NC2116UW-PT0



Two-Piece Toilet
Size: 655x365x850mm
Rough-in: 180mm (P-Trap)
Recommended: ND3202N S-Trap
Adjustable Rough-in
170-240mm

分体座便器
尺寸: 655x365x850mm
坑距: 180mm (P排)
推荐: ND3202N S管
可调坑距170-240mm

NC2126IW-P



TWO-PIECE TOILETS
分体座便器



Two-Piece Toilet
Size: 660x365x838mm
Rough-in: 180mm (P-Trap)
Recommended: ND3202N S-Trap
Adjustable Rough-in: 210-300mm

分体座便器
尺寸: 660x365x838mm
坑距: 180mm (P排)
推荐: ND3202N S管
可调坑距210-300mm

NC2127XW-P




Two-Piece Toilet
Size: 655x365x850mm
Rough-in: 180mm (P-Trap)
Recommended: ND3202N S-Trap
Adjustable Rough-in: 170-240mm
WELS Approved

分体座便器
尺寸: 655x365x850mm
坑距: 180mm (P排)
推荐: ND3202N S管
可调坑距170-240mm
WELS Approved 认证

NC2126XW-P



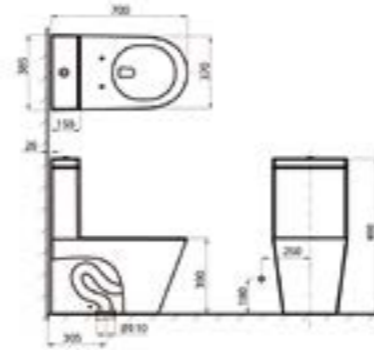
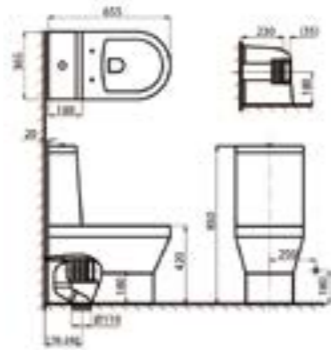
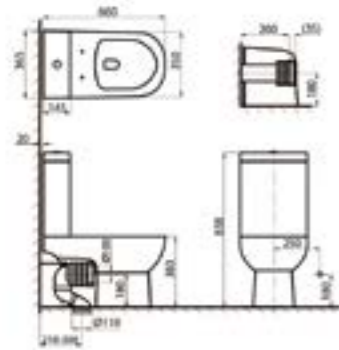
ONE-PIECE TOILETS
连体座便器



One-Piece Toilet
Size: 700x385x800mm
Cover Seat: UF Soft-closing
Rough-in: 305mm

连体座便器
尺寸: 700x385x800mm
盖板: UF缓降盖板
坑距: 305mm

NC2141UW-3

ONE-PIECE TOILETS
连体座便器



One-Piece Toilet
Size: 700x385x800mm
Cover Seat: Slim UF Soft-closing
Rough-in: 305mm

连体座便器
尺寸: 700x385x800mm
盖板: UF缓降薄盖板
坑距: 305mm

NC2141UW-3T0




One-Piece Toilet
Size: 750x365x825mm
Cover Seat: Slim UF Soft-closing
Rough-in: 305mm

连体座便器
尺寸: 750x365x825mm
盖板: UF缓降薄盖板
坑距: 305mm

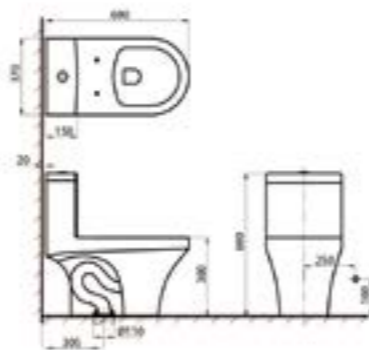
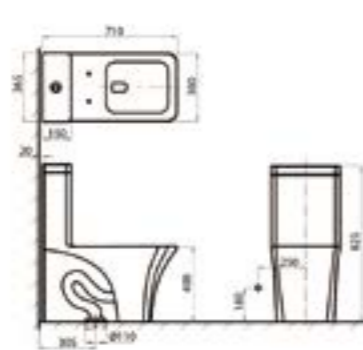
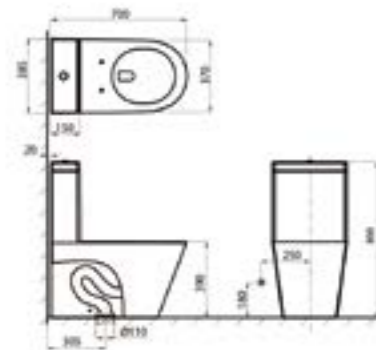
NC2146UW-3T0




One-Piece Toilet
Size: 690x370x690mm
Rough-in: 305mm

连体座便器
尺寸: 690x370x690mm
坑距: 305mm

NC2111XW-3

ONE-PIECE TOILETS
连体座便器



One-Piece Toilet
Size: 715x360x750mm
Cover Seat: Slim UF Soft-closing
Rough-in: 305mm

连体座便器
尺寸: 715x360x750mm
坑距: 305mm

NC2151UXW-3




One-Piece Toilet
Size: 730x460x650mm
Cover Seat: PP Soft-closing
Rough-in: 305mm

连体座便器
尺寸: 730x460x650mm
坑距: 305mm

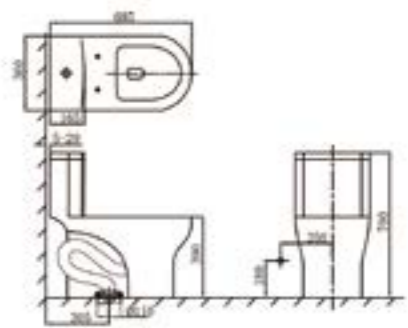
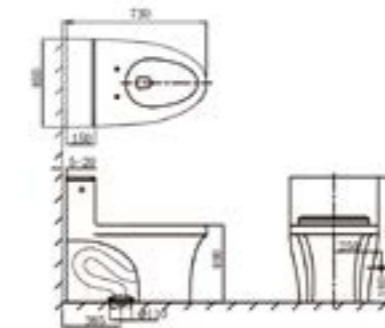
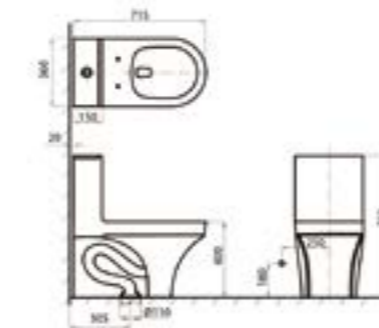
NC2153XW-3




One-Piece Toilet
Size: 685x360x700mm
Cover Seat: PP Soft-closing
Rough-in: 305mm

连体座便器
尺寸: 685x360x700mm
坑距: 305mm

NC2155JW-3


One-Piece Toilet
Size: 695x375x745mm
Rough-in: 305mm

连体座便器
尺寸: 695x375x745mm
坑距: 305mm

NC2144W-3




One-Piece Toilet
Size: 700x385x800mm
Rough-in: 305mm

连体座便器
尺寸: 700x385x800mm
坑距: 305mm


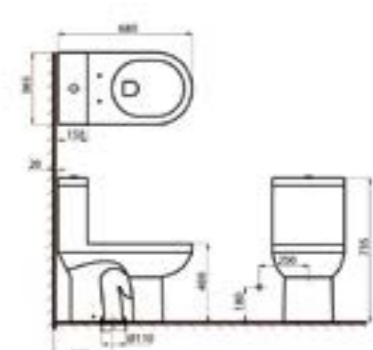
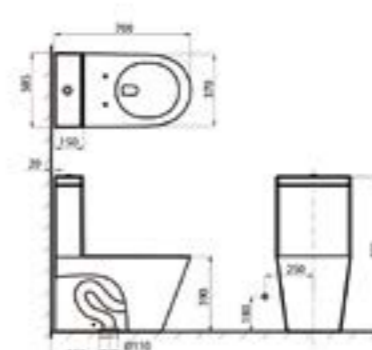
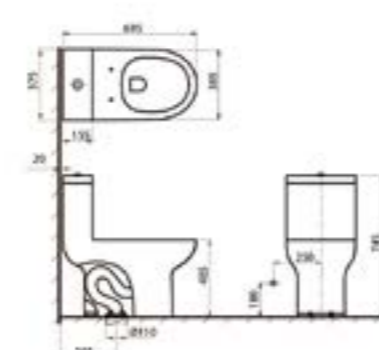
NC2141W-3




One-Piece Toilet
Size: 680x365x735mm
Cover Seat: UF Soft-closing
Rough-in: 305mm

连体座便器
尺寸: 680x365x735mm
盖板: UF缓降盖板
坑距: 305mm

NC2138UW-3

ONE-PIECE TOILETS
连体座便器



One-Piece Toilet
Size: 730x385x720mm
Seat: PP Soft-closing
Rough-in: 305mm
连体座便器
尺寸: 730x385x720mm
坑距: 305mm

NC2139W-3



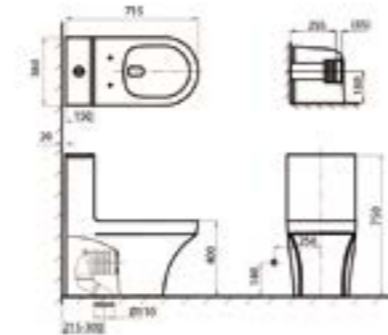
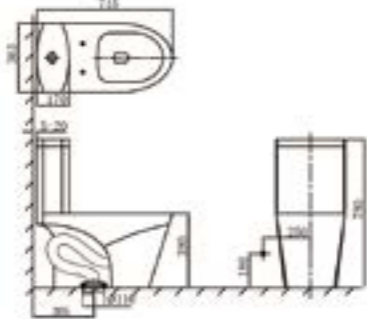
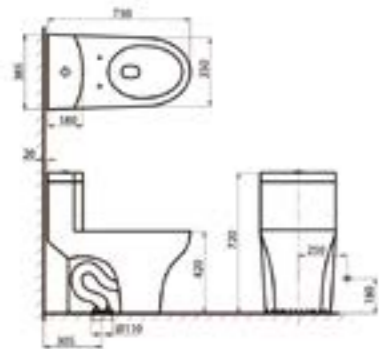

One-Piece Toilet
Size: 715x363x780mm
Seat: PP Soft-closing
Rough-in: 305mm
连体座便器
尺寸: 715x363x780mm
坑距: 305mm

NC2156JW-3




NEW One-Piece Toilet
Size: 715x360x750mm
Seat: Slim UF Soft-closing
Rough-in: 180mm (P-Trap)
Recommended: NO3202N S-Trap
Adjustable Rough-in
215-300mm
连体座便器
尺寸: 715x360x750mm
坑距: 180mm (P排)
盖板: UF缓降盖板
推荐: NO3202N S管
可调坑距215-300mm

NC2151UW-P


NEW One-Piece Toilet
Size: 730x390x770mm
Seat: PP Soft-closing
Rough-in: 305mm
Flush Type: Siphon S-Trap
连体座便器
尺寸: 730x390x770mm
盖板: PP盖板
坑距: 305mm
排水: 喷射虹吸式底排水

NC2160W-3




NEW One-Piece Toilet
Size: 715x365x800mm
Seat: PP Soft-closing
Rough-in: 305mm
Flush Type: Siphon S-Trap
连体座便器
尺寸: 715x365x800mm
盖板: PP盖板
坑距: 305mm
排水: 喷射虹吸式底排水

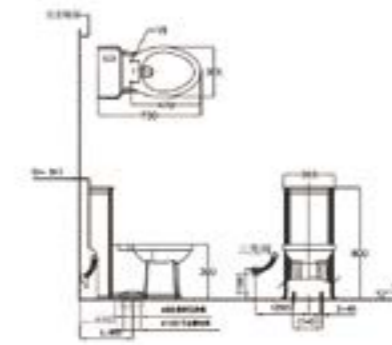
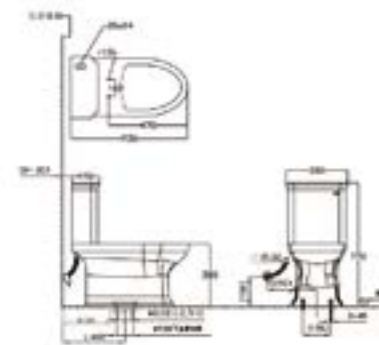
NC2159W-3




Smart One-Piece Toilet
Size: 712x455x80mm
Cover Seat: UF Soft-closing
Rough-in: 305mm
Power Required: 220V/50Hz, 1300w
Function:
1. Rear Cleansing, 2. Front Cleansing
3. Spray Self Cleansing, 4. Dryer
5. Deodorization, 6. Automatic Flushing
7. Quick-Release Seat, 8. Heated Seat
9. Soft Closing Seat, 10. UF Seat
11. Remote Control, 12. 4.8L Flush
13. Water Massage, 14. Moving Cleansing
15. Sitting Sensor, 16. Adjustable Spray

NC2148UW-3

智能连体座便器
尺寸: 712x455x80mm
盖板: UF缓降盖板 坑距: 305mm
额定电压: 220V/50Hz, 功率1300W
功能:
01. 臀部清洗 02. 女性清洗
03. 喷头自洁 04. 暖风烘干
05. 自动除臭 06. 自动冲刷
07. 如意拆卸 08. 座圈加热
09. 盖板慢落 10. 臀翼上盖
11. 遥控操作 12. 4.8L冲水
13. 强弱按摩 14. 移动清洗
15. 着座感应 16. 喷嘴位置可调

WALL-HUNG TOILETS
挂墙座便器



Wall-Hung Toilet
Size: 550x360x360mm
Cover Seat: UF Soft-closing
Rough-in: H=205mm(P-Trap Height)
Recommended Products:
In-Wall Tank System
(NCD01C/NCD07C)
挂墙座便器
尺寸: 550x360x360mm
盖板: UF缓降盖板
坑距: H=205mm(排污管高度)
可搭配NCD01C/NCD07C
隐藏式水箱使用

NC2123UW



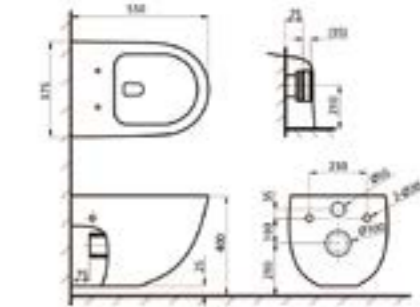
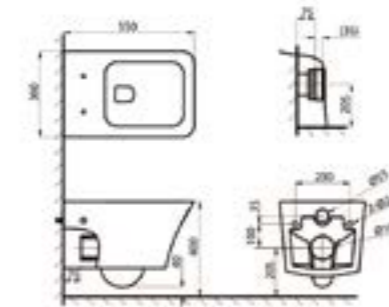
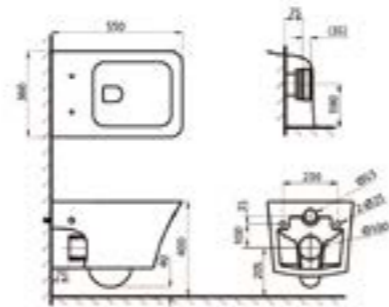

Wall-Hung Toilet
Size: 550x360x360mm
Cover Seat: Slim UF Soft-closing
Rough-in: H=205mm(P-Trap Height)
Recommended Products:
In-Wall Tank System
(NCD01C/NCD07C)
挂墙座便器
尺寸: 550x360x360mm
盖板: UF缓降薄盖板
坑距: H=205mm(排污管高度)
可搭配NCD01C/NCD07C
隐藏式水箱使用

NC2123UWTO




Wall-Hung Toilet
Size: 550x375x375mm
Cover Seat: UF Soft-closing
Rough-in: H=210mm(P-Trap Height)
Recommended Products:
In-Wall Tank System
(NCD01C/NCD07C)
挂墙座便器
尺寸: 550x375x375mm
盖板: UF缓降盖板
坑距: H=210mm(排污管高度)
可搭配NCD01C/NCD07C
隐藏式水箱使用

NC2140UW

WALL-HUNG TOILETS
挂墙座便器



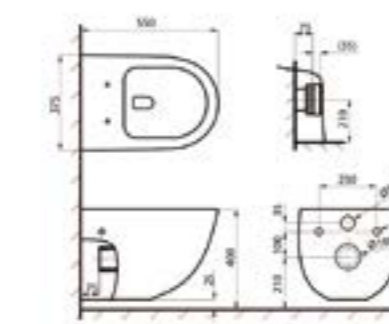
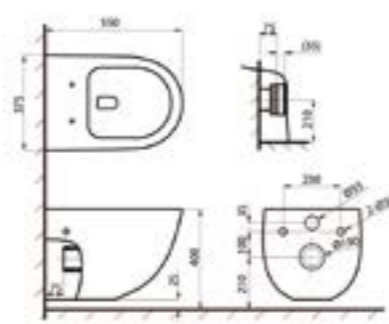
Wall-Hung Toilet
Size: 550x375x375mm
Cover Seat: PP Soft-closing
Rough-in: H=210mm(P-Trap Height)
Recommended Products:
In-Wall Tank System
(NCD01C/NCD07C)
挂墙座便器
尺寸: 550x375x375mm
盖板: PP缓降盖板
坑距: H=210mm(排污管高度)
可搭配NCD01C/NCD07C
隐藏式水箱使用

NC2140W




Wall-Hung Toilet
Size: 550x375x375mm
Cover Seat: Slim UF Soft-closing
Rough-in: H=210mm(P-Trap Height)
Recommended Products:
In-Wall Tank System
(NCD01C/NCD07C)
挂墙座便器
尺寸: 550x375x375mm
盖板: UF缓降薄盖板
坑距: H=210mm(排污管高度)
可搭配NCD01C/NCD07C
隐藏式水箱使用

NC2140UWTO

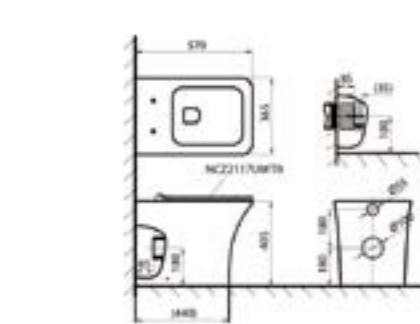



SINGLE FLOORSTANDING
落地式座便器



Single Floorstanding Toilet
Size: 570x365x405mm
Rough-in: 180mm(P-Trap)
Recommended Products:
In-Wall Tank System(NCD03C)
落地式座便器
尺寸: 570x365x405mm
坑距: 180mm (P排)
可搭配NCD03C隐藏式水箱使用

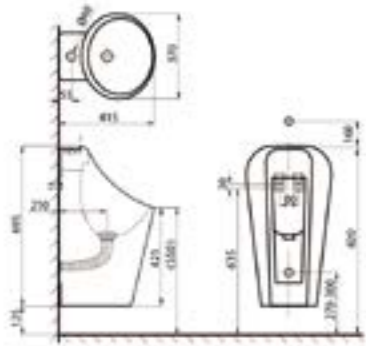
NC2157UWTO



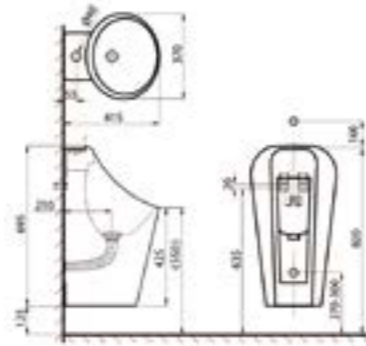
Top Inlet Urinal
Size: 370x415x895mm
Recommended Products:
Sensor (ND6901N/ND638E)
上进水小便斗
尺寸: 370x415x895mm
可配ND638E/ND6901N感应器

NC2504W



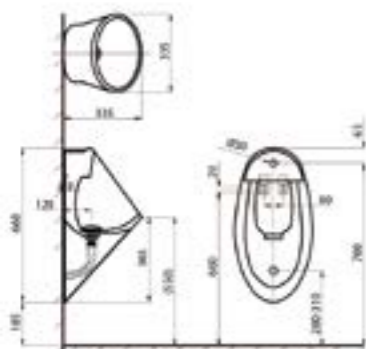
Back Inlet Urinal
Size: 370x415x895mm
Recommended Products:
Sensor (ND6902N-1/ND638E-1)
后进水小便斗
尺寸: 370x415x895mm
可配ND6902N-1/ND638E-1感应器

NC2504W-B



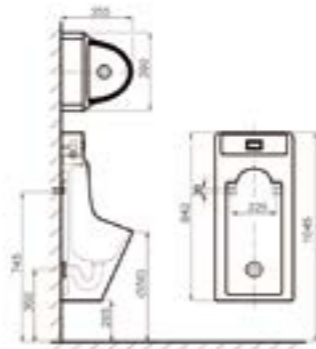
Back Inlet Urinal
Size: 335x335x660mm
Recommended Products:
Sensor (ND6902N-1/ND638E-1)
后进水小便斗
尺寸: 335x335x660mm
可配ND6902N-1/ND638E-1感应器

NC2507W-B



Back Inlet Urinal
Size: 390x355x840mm
Included: Sensor
后进水小便斗
尺寸: 390x355x840mm
含感应器

NC2506 W-B



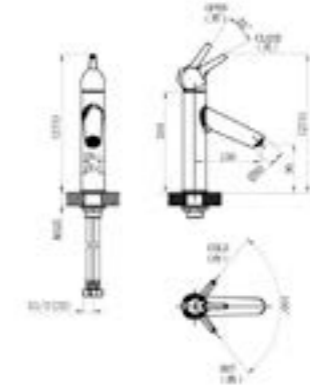
NF01019C

Cold Tap
Finish/Color: Chrome
Key Parts: G1/2 Brass Cartridge,
NEOPERL Aerator
Included: Stainless Connecting Hose
单孔单把单冷龙头
颜色: 铬色
配置: G1/2 90度铜阀芯,
瑞士NEOPERL隐藏式节流
起泡器
标配: 不锈钢编织软管



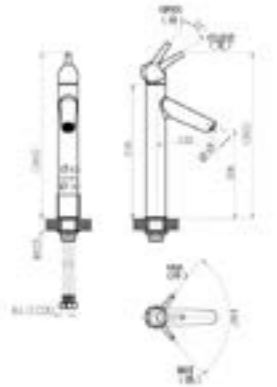
NF12243C

NEW Single handle basin faucet
Finish/Color: Chrome
Key Parts: Ø35 Ceramic Cartridge,
NEOPERL Coin Slot Aerator
Included: Stainless Connecting Hoses
单孔单把面盆龙头
颜色: 铬色
配置: Ø35陶瓷阀芯,
瑞士NEOPERL节流起泡器
(硬币快拆式)
标配: 不锈钢进水编织软管



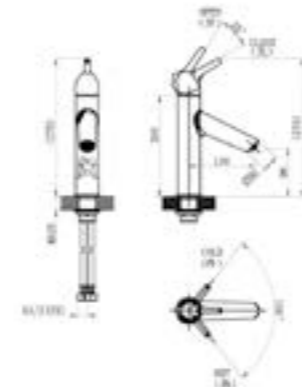
NF12243C-A

NEW Single handle basin faucet (Tall)
Finish/Color: Chrome
Key Parts: Ø35 Ceramic Cartridge,
NEOPERL Coin Slot Aerator
Included: Stainless Connecting Hoses
单孔单把面盆龙头(加高)
颜色: 铬色
配置: Ø35陶瓷阀芯,
瑞士NEOPERL节流起泡器
(硬币快拆式)
标配: 不锈钢进水编织软管




NF12243K

NEW Single handle basin faucet
Finish/Color: Black
Key Parts: Ø35 Ceramic Cartridge,
NEOPERL Coin Slot Aerator
Included: Stainless Connecting Hoses
单孔单把面盆龙头
颜色: 黑色
配置: Ø35陶瓷阀芯,
瑞士NEOPERL节流起泡器
(硬币快拆式)
标配: 不锈钢进水编织软管



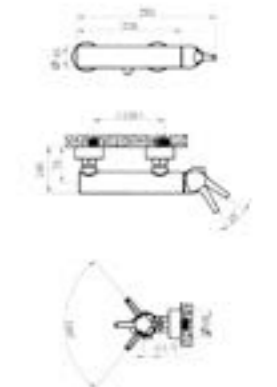
NF12243K-A

NEW Single handle basin faucet (Tall)
Finish/Color: Black
Key Parts: Ø35 Ceramic Cartridge,
NEOPERL Coin Slot Aerator
Included: Stainless Connecting Hoses
单孔单把面盆龙头(加高)
颜色: 黑色
配置: Ø35陶瓷阀芯,
瑞士NEOPERL节流起泡器
(硬币快拆式)
标配: 不锈钢进水编织软管



NF91943C-01

NEW Single handle Wall-mount Bath/Shower Faucet
Finish/Color: Chrome
Key Parts: Ø35 Ceramic Cartridge,
NEOPERL Aerator,
Optional Hand Held Shower Set
单把挂墙式淋浴浴缸龙头本体
颜色: 铬色
配置: Ø35陶瓷阀芯,
瑞士NEOPERL节流起泡器, 可自由
搭配手持花洒器



Soft Closing
缓降盖板




Gebert Flushing Fitting
吉博力水件




Dual Flushing
二段冲水技术



Siphonic Flushing
虹吸排水



Wash Down Flushing
直冲技术



Water Saving Technology
节水技术



Mirror-sided Plating Technology
镜面无电镀技术



Coin Slot Aerator
隐藏式硬币起泡器



Lead-free Brass
无铅铜

★ **Single Handle Basin Faucet**
Finish/Color: Chrome
Key Parts: Ø35 Ceramic Cartridge, NEOPERL Coin Slot Aerator (4-6L/min)
Included: Pop-up Lift Rod/Knob, Stainless Connecting Hoses
Water Mark Approved

单孔单把面盆龙头
颜色: 铬色
配置: Ø35陶瓷阀芯, 瑞士NEOPEERL节流起泡器(硬币快拆式) 4-6L/min
标配: 拉杆头/拉杆条, 不锈钢编制软管
通过 Water Mark 认证

NF10202C



Single Handle Basin Faucet
Finish/Color: Gold
Key Parts: Ø35 Ceramic Cartridge, NEOPERL Coin Slot Aerator (4-6L/min)
Included: Pop-up Lift Rod/Knob, Stainless Connecting Hoses

单孔单把面盆龙头
颜色: 金色
配置: Ø35陶瓷阀芯, 瑞士NEOPEERL节流起泡器(硬币快拆式) 4-6L/min
标配: 拉杆头/拉杆条, 不锈钢编制软管

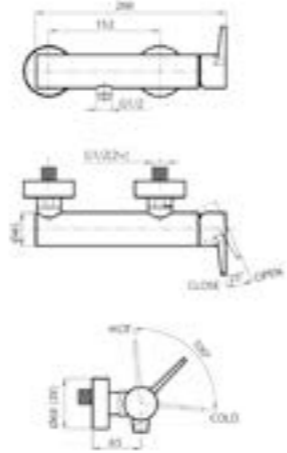
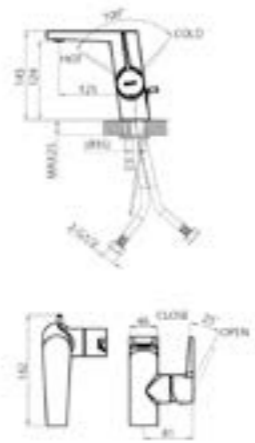
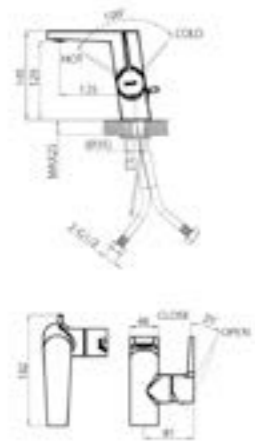
NF10202G



★ **Single Handle Wall-mount Shower Faucet**
Finish/Color: Chrome
Key Parts: Ø35 Ceramic Cartridge
Optional Hand Held Shower Set And Bath Spout

单把挂墙式淋浴龙头本体组
颜色: 铬色
配置: Ø35陶瓷阀芯, 可自由搭配手持花洒组

NF90202C-01

★ **Single Handle Wall-mount Bath/ Shower Faucet**
Finish/Color: Chrome
Key Parts: Ø35 Ceramic Cartridge, NEOPERL Flow Regulator, Diverter
Optional Hand Held Shower Set
Water Mark Approved

单把挂墙式淋浴浴缸龙头本体组
颜色: 铬色
配置: Ø35陶瓷阀芯, 瑞士NEOPEERL整流器+分水器
可自由搭配手持花洒组
通过 Water Mark 认证

NF60202C-01



Single Handle Wall-mount Bath/ Shower Faucet
Finish/Color: Chrome
Key Parts: Ø35 Ceramic Cartridge, NEOPERL Aerator
Matchable with different shower sets

单把挂墙式浴缸淋浴龙头
颜色: 铬色
配置: Ø35陶瓷阀芯, NEOPEERL起泡器
可自由搭配不同的花洒组

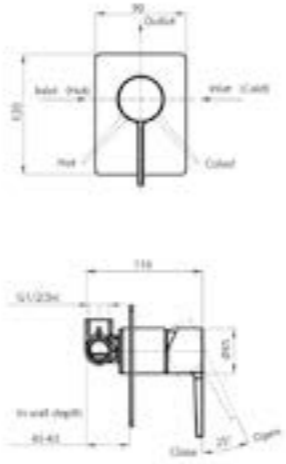
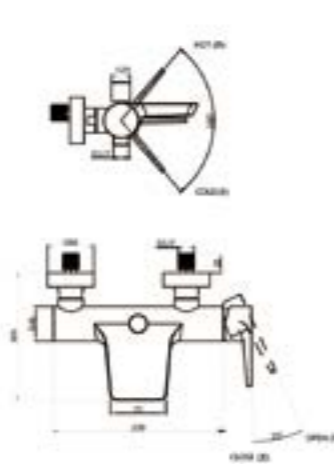
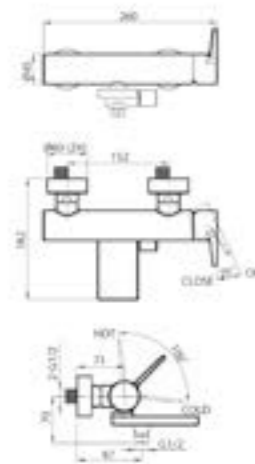
NF60302C-01



Concealed Valve & Trim (1-way)
Finish/Color: Chrome
Key Parts: Ø35 Ceramic Cartridge
Optional Hand Held Shower Set Or Bath Spout

埋墙式淋浴龙头本体组 (单功能)
颜色: 铬色
配置: Ø35陶瓷阀芯, 可自由搭配手持花洒组或出水嘴组

NFB80102C

Concealed Valve & Trim (2-way)
Finish/Color: Chrome
Key Parts: Ø35 Ceramic Cartridge
Optional Hand Held Shower Set And Bath Spout

埋墙式淋浴龙头本体组 (二功能)
颜色: 铬色
配置: Ø35陶瓷阀芯, 可自由搭配手持花洒组 and 出水嘴组

NFB80102C-2A



Concealed Valve & Trim (3-way)
Finish/Color: Chrome
Key Parts: Ø35 Ceramic Cartridge
Optional Hand Held Shower Set And Bath Spout

埋墙式淋浴龙头本体组 (三功能)
颜色: 铬色
配置: Ø35陶瓷阀芯, 可自由搭配手持花洒组 and 出水嘴组

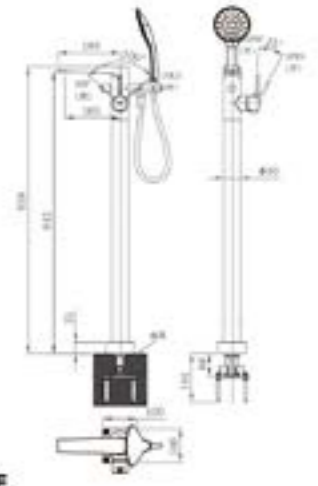
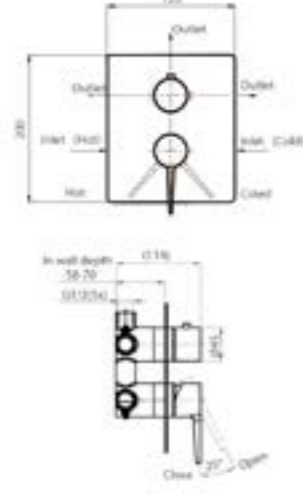
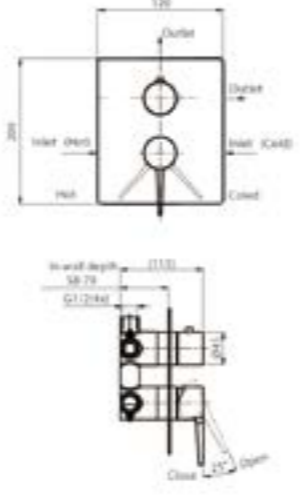
NFB80102C-3A



Single Handle Floorstanding Bath Faucet
Finish/Color: Chrome
Key Parts: Ø35 Ceramic Cartridge, NEOPERL Flow Regulator, Diverter
Included: Handshower (NP7210N), Shower Hose (NP7210N)

单孔单把落地式浴缸淋浴龙头
颜色: 铬色
配置: Ø35陶瓷阀芯, 瑞士NEOPEERL整流器, 分水器等
标配: NP7210N花洒软管, NP7054K 三功能手握花洒

NF60102C-2

Single Handle Floorstanding Bath Faucet
Finish/Color: Black
Key Parts: Ø35 Ceramic Cartridge, NEOPERL Flow Regulator, Diverter
Included: Shower Hose (NP7221K), Handshower (NP7025K)

单孔单把落地式浴缸淋浴龙头
颜色: 黑色
配置: Ø35陶瓷阀芯, 瑞士NEOPEERL整流器, 分水器等
标配: NP7221K花洒软管, NP7054K 三功能手握花洒

NF60102K-2



Single Handle Floorstanding Bath Faucet
Finish/Color: Gold
Key Parts: Ø35 Ceramic Cartridge, NEOPERL Flow Regulator, Diverter
Included: Handshower (NP7219G), Shower Hose (NP7054K)

单孔单把落地式浴缸淋浴龙头
颜色: 金色
配置: Ø35陶瓷阀芯, 瑞士NEOPEERL整流器
标配: NP7219G花洒软管, NP7054K 三功能手握花洒

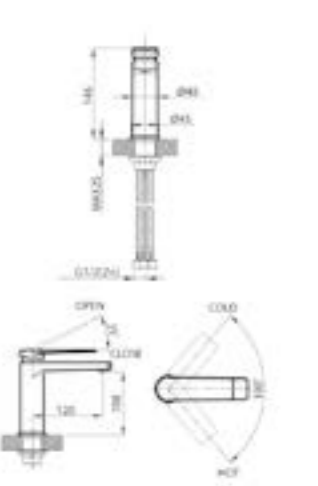
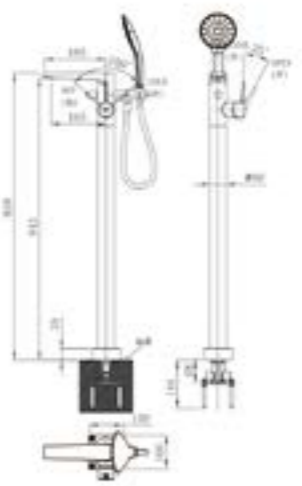
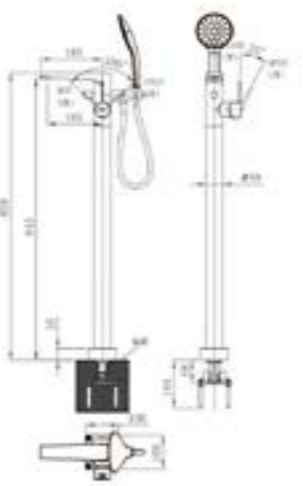
NF60102G-2



★ **Single Handle Basin Faucet**
Finish/Color: Chrome
Key Parts: Ø35 Ceramic Cartridge, NEOPERL Coin Slot Aerator
Included: Stainless Connecting Hoses
Water Mark Approved

单孔单把面盆龙头
颜色: 铬色
配置: Ø25陶瓷阀芯, 瑞士NEOPEERL节流起泡器(硬币快拆式)
标配: 不锈钢进水嘴软管
通过 Water Mark 认证

NF10104C

★ Single Handle Basin Faucet
Finish/Color: Chrome
Key Parts: Ø25 Ceramic Cartridge, NEOPERL Coin Slot Aerator
Included: Stainless Connecting Hoses
Water Mark Approved

单孔单把面盆龙头
颜色: 黑色
配置: Ø25陶瓷阀芯, 瑞士NEOPEPL节水起泡器(硬币快拆式)
标配: 不锈钢进水编织软管
通过 Water Mark 认证

NF10104K

★ Single Handle Wall-mount Shower Faucet
Finish/Color: Chrome
Key Parts: Ø35 Ceramic Cartridge
Water Mark Approved
Optional Hand Held Shower Set

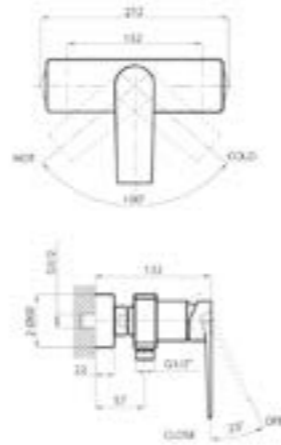
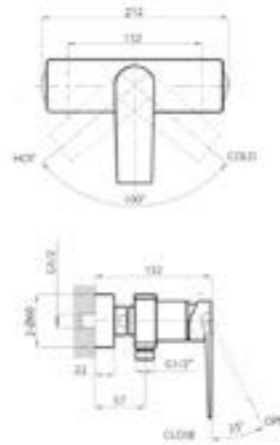
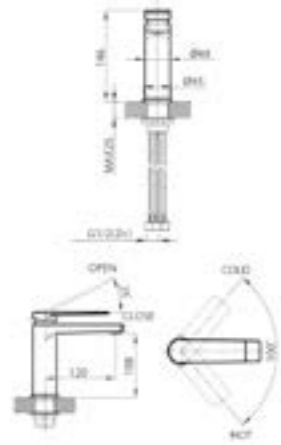
单把挂墙式淋浴龙头本体组
颜色: 铬色
配置: Ø35陶瓷阀芯, 出水口节流
可自由搭配手持花洒组
通过 Water Mark 认证

NF90304C-01

★ Single Handle Wall-mount Shower Faucet
Finish/Color: Black
Key Parts: Ø35 Ceramic Cartridge
Optional Hand Held Shower Set

单把挂墙式淋浴龙头本体组
颜色: 黑色
配置: Ø35陶瓷阀芯, 出水口节流
可自由搭配手持花洒组

NF90304K-01



Concealed Valve & Trim (3-way)
Finish/Color: Chrome
Key Parts: Ø35 Ceramic Cartridge
Optional Hand Held Shower Set Or Bath Spout

埋墙式淋浴龙头本体组(三功能)
颜色: 铬色
配置: Ø35陶瓷阀芯
可自由搭配花洒组和出水嘴组

NFB80104C-3A

★ Single Handle Basin Faucet(Tall)
Finish/Color: Chrome
Key Parts: Ø25 Ceramic Cartridge, NEOPERL Coin Slot Aerator
Included: Stainless Connecting Hoses

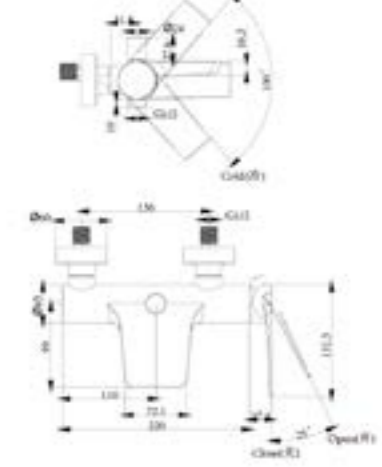
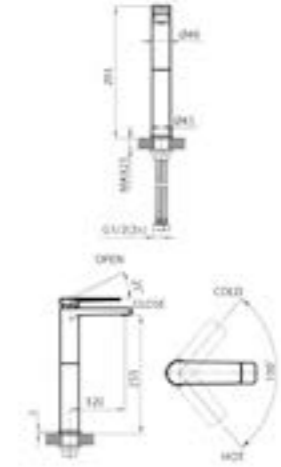
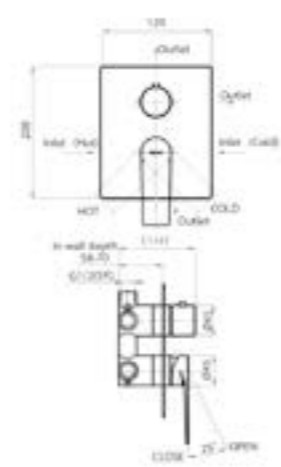
单孔单把面盆龙头(加高型)
颜色: 铬色
配置: Ø25陶瓷阀芯, 瑞士NEOPEPL节水起泡器(硬币快拆式)
标配: 不锈钢进水编织软管

NF10104C-A

★ Single Handle Wall-mount Bath/Shower Faucet
Finish/Color: Chrome
Key Parts: Ø35 Ceramic Cartridge, NEOPERL Flow Regulator, Diverter
Optional Hand Held Shower Set Or Bath Spout

单把挂墙式淋浴浴缸龙头本体组
颜色: 铬色
配置: Ø35陶瓷阀芯, 瑞士NEOPEPL分流器+分水器
可自由搭配手持花洒组出水口节流

NF60304C-01



Single Handle Wall-mount Shower Faucet
Finish/Color: Gold
Key Parts: Ø35 Ceramic Cartridge
Optional Hand Held Shower Set

单把挂墙式淋浴龙头本体组
颜色: 金色
配置: Ø35陶瓷阀芯, 出水口节流
可自由搭配手持花洒组

NF90304G-01

Concealed Valve & Trim (1-way)
Finish/Color: Chrome
Key Parts: Ø35 Ceramic Cartridge
Optional Hand Held Shower Set Or Bath Spout

埋墙式淋浴龙头本体组(单功能)
颜色: 铬色
配置: Ø35陶瓷阀芯
可自由搭配花洒组或出水嘴组

NFB80104C

Concealed Valve & Trim (2-way)
Finish/Color: Chrome
Key Parts: Ø35 Ceramic Cartridge
Optional Hand Held Shower Set Or Bath Spout

埋墙式淋浴龙头本体组(二功能)
颜色: 铬色
配置: Ø35陶瓷阀芯
可自由搭配花洒组和出水嘴组

NFB80104C-2A

Wall-mount Basin Faucet
Finish/Color: Chrome
Key Parts: Ø35 Ceramic Cartridge, 210mm Spout, NEOPERL Coin Slot Aerator

埋墙面盆龙头
颜色: 铬色
配置: Ø35陶瓷阀芯, 出水嘴长210mm, 瑞士NEOPEPL节水起泡器(硬币快拆式)

NF80204C

Touchless Basin Faucet
Finish/Color: Chrome
Size: Length 134mm
Key Parts: NEOPERL Coin Slot Aerator
Included: Stainless Connecting Hose

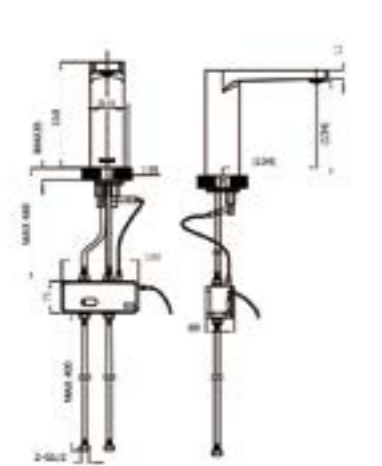
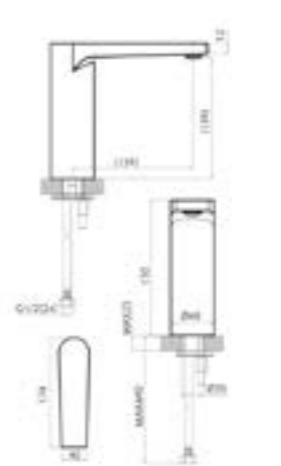
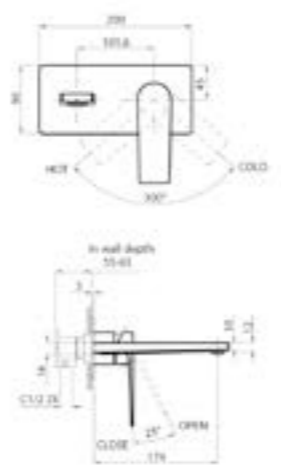
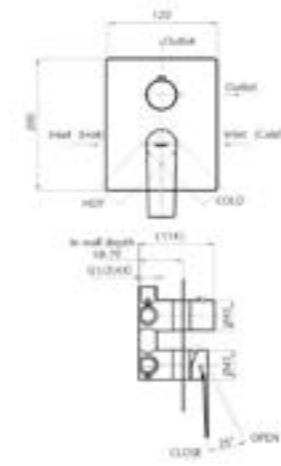
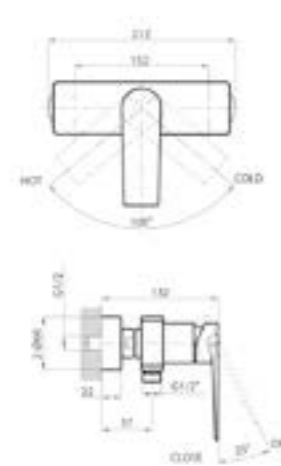
感应龙头
颜色: 铬色
配置: 出水嘴长134mm, 瑞士NEOPEPL节水起泡器(硬币快拆式)
标配: 不锈钢进水编织软管

NF40100C

Touch Control Basin Faucet (DC&AC)
Finish/Color: Chrome
Size: Length 134mm
Key Parts: NEOPERL Coin Slot Aerator
Included: Stainless Connecting Hose

触控面盆龙头(直流电&交流电)
颜色: 铬色
配置: 出水嘴长134mm, 瑞士NEOPEPL节水起泡器(硬币快拆式)
标配: 不锈钢进水编织软管

NF40800C



Single Handle Basin Faucet
Finish/Color: Chrome
Key Parts: Φ 35 Ceramic Cartridge, NEOPERL Aerator
Included: Stainless Connecting Hoses

单孔单把面盆龙头
颜色: 铬色
配置: Φ 35陶瓷阀芯, 瑞士NEOPERL节流起泡器
标配: 不锈钢进水编织软管

NF11701C







Single Handle Wall-Mounted Bath & Shower Faucet Body
Finish/Color: Chrome
Key Parts: Φ 35 Ceramic Cartridge
Optional Hand Held Shower Set
Water Saving Spout

单把挂墙式淋浴龙头本体组
颜色: 铬色
配置: Φ 35陶瓷阀芯, 可自由搭配手持花洒组
出水口节流

NF61601C-01







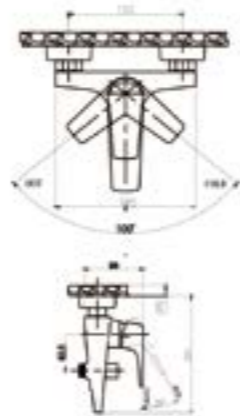
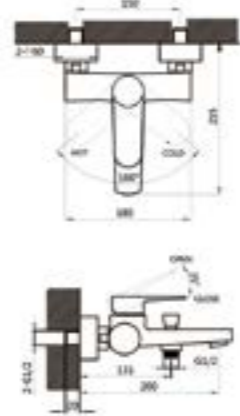
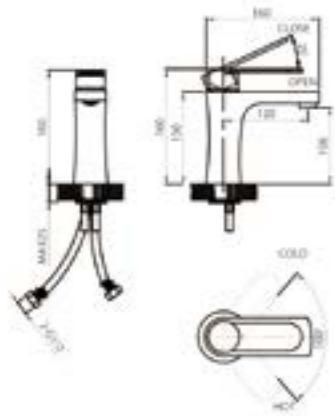
NEW Single handle wall-mount bath/shower faucet
Finish/Color: Chrome
Key Parts: Φ 35 Ceramic Cartridge
Optional Hand Held Shower Set

单把挂墙式淋浴浴缸龙头本体组
颜色: 铬色
配置: Φ 35陶瓷阀芯, 可自由搭配手持花洒组

NF61839C-01





NEW Single Handle Basin Faucet
Finish/Color: Chrome
Key Parts: Φ 35 Ceramic Cartridge, Optional Hand Held Shower Set
Included: Stainless Connecting Hoses

单孔单把面盆龙头
颜色: 铬色
配置: Φ 35陶瓷阀芯, 可自由搭配手持花洒组
标配: 不锈钢进水编织软管

NF12140C







NEW Single handle basin faucet
Finish/Color: Chrome
Key Parts: Φ 35 Ceramic Cartridge
Included: Stainless connecting hoses

单孔单把面盆龙头
颜色: 铬色
配置: Φ 35陶瓷阀芯, 标配: 不锈钢进水编织软管

NF12039C







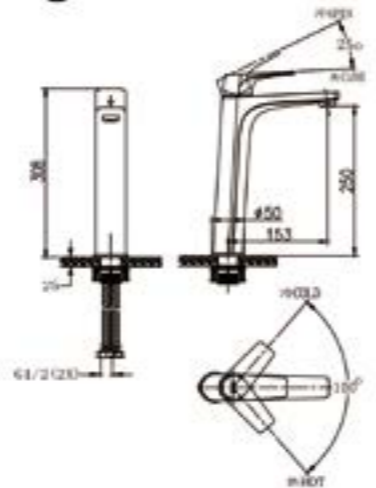
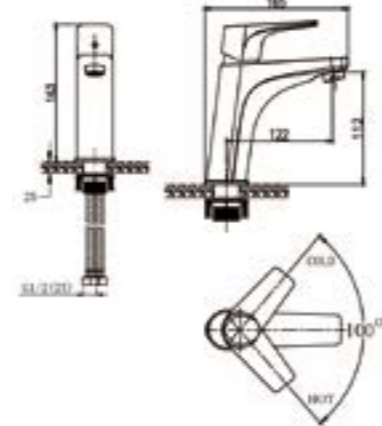
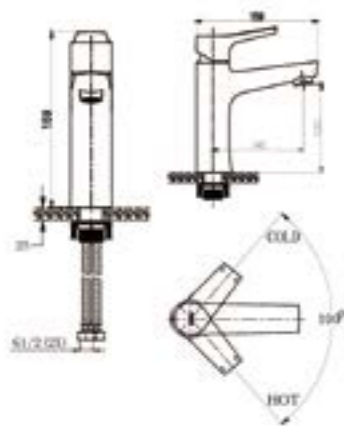
NEW Single handle basin faucet(Tall)
Finish/Color: Chrome/Black
Key Parts: Φ 35 Ceramic Cartridge
Included: Stainless connecting hoses

单孔单把面盆龙头(加高型)
颜色: 铬色/黑色
配置: Φ 35陶瓷阀芯, 标配: 不锈钢进水编织软管

NF12039C/K-A





★ Single Handle Basin Faucet
Finish/Color: Chrome
Key Parts: Φ 25 Ceramic Cartridge, NEOPERL Coin Slot Aerator
Included: Stainless Connecting Hoses
Water Mark Approved

单孔单把面盆龙头
颜色: 铬色
配置: Φ 25陶瓷阀芯, 瑞士NEOPERL节流起泡器(硬币快拆式)
标配: 不锈钢进水编织软管
通过 Water Mark 认证

NF11313C







★ Single Handle Basin Faucet
Finish/Color: Black
Key Parts: Φ 25 Ceramic Cartridge, NEOPERL Coin Slot Aerator
Included: Stainless Connecting Hoses

单孔单把面盆龙头
颜色: 黑色
配置: Φ 25陶瓷阀芯, 瑞士NEOPERL节流起泡器(硬币快拆式)
标配: 不锈钢进水编织软管

NF11313K







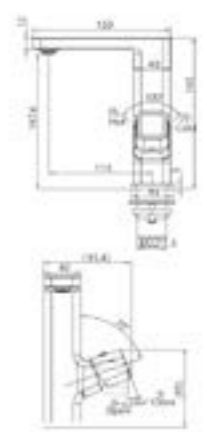
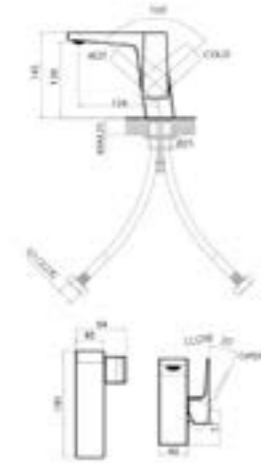
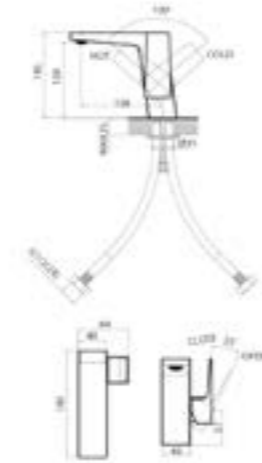
★ Single Handle Basin Faucet
Finish/Color: Chrome
Key Parts: Φ 25 Ceramic Cartridge, NEOPERL Aerator, Swarovski crystal
Included: Stainless Connecting Hoses

单孔单把面盆龙头
颜色: 铬色
配置: Φ 25陶瓷阀芯, 瑞士NEOPERL节流起泡器(硬币快拆式), 施华洛世奇水晶
标配: 不锈钢进水编织软管

NF11627C





Widespread Basin Faucet
Finish/Color: Chrome
Key Parts: Brass Cartridge, Swarovski crystal
Stainless Connecting Hoses

分离式面盆龙头
颜色: 黑色
配置: 90° 铜阀芯, 瑞士NEOPERL节流起泡器(硬币快拆式), 施华洛世奇水晶
标配: 不锈钢进水编织软管

NF21128C







NEW Single Handle Basin Faucet
Finish/Color: Chrome
Key Parts: Φ 25 Ceramic Cartridge, NEOPERL Aerator
Included: Stainless Connecting Hoses

单孔单把面盆龙头
颜色: 铬色
配置: Φ 25陶瓷阀芯, 瑞士NEOPERL节流起泡器(硬币快拆式)
标配: 不锈钢进水编织软管

NF11632C







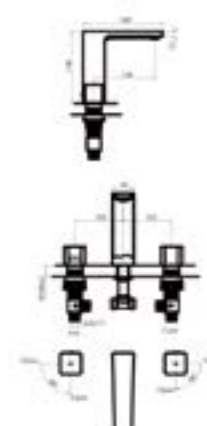
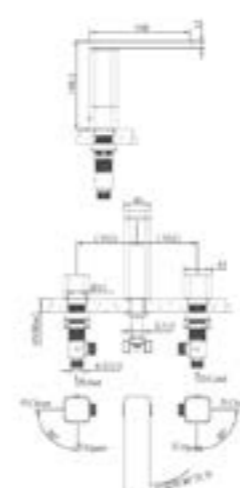
Widespread Basin Faucet
Finish/Color: Chrome
Key Parts: 90° Copper valve core
NEOPERL Coin Slot Aerator
Included: Stainless Connecting Hoses

分离式面盆龙头
颜色: 铬色
配置: 90° 铜阀芯, 瑞士NEOPERL起泡器
标配: 不锈钢进水编织软管

NF21133C



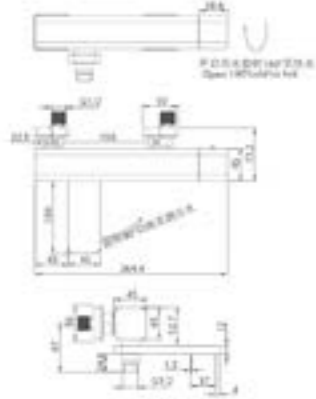


Single Handle Wall-mount Shower Faucet
Finish/Color: Chrome
Key Parts: Ø35 Ceramic Cartridge
NEOPERL Aerator, Swarovski crystal
Optional Hand Held Shower Set

NF61528C-01

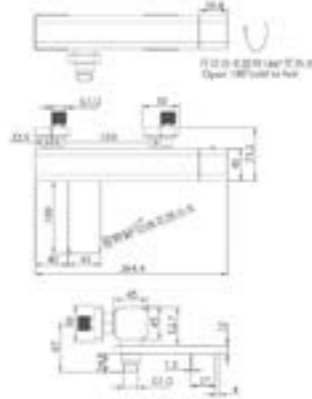
单把挂墙淋浴龙头本体组
颜色: 铬色
配置: Ø35陶瓷阀芯
瑞士NEOPERL节流起泡器
(硬币快拆式), 施华洛世奇水晶
可自由搭配手持花洒组



NEW **Single Handle Wall-mount Shower Faucet**
Finish/Color: Chrome
Key Parts: Ø35 Ceramic Cartridge
Optional Hand Held Shower Set

NF61633C-01

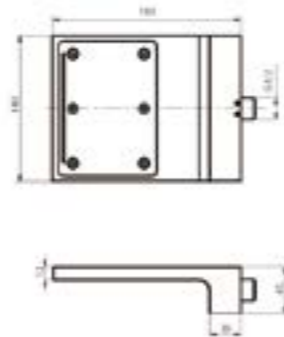
单把挂墙淋浴龙头本体组
颜色: 铬色
配置: Ø35陶瓷阀芯
瑞士NEOPERL节流起泡器
(硬币快拆式)
可自由搭配手持花洒组



Wall-Mount Bath Spout
Finish/Color: Chrome
Size: 140x180mm

NFS110C

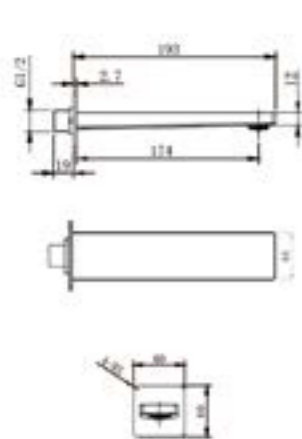
入墙式瀑布出水嘴
颜色: 铬色
尺寸: 140*180mm



Wall-mount Bath Spout
Finish/Color: Chrome
Size: Length 193mm
Key Parts:
NEOPERL Flow Regulator

NFS112C

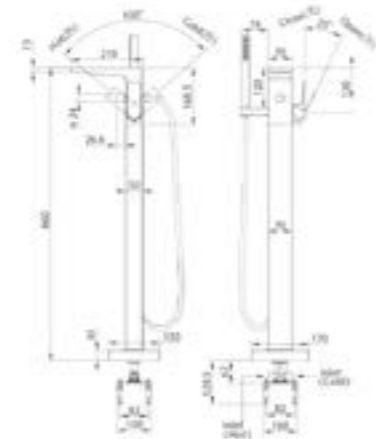
入墙淋浴出水嘴
颜色: 铬色
尺寸: 出水嘴长193mm
配置: 瑞士NEOPERL 节流器



Single Handle Floorstanding Bath Faucet
Finish/Color: Chrome/Black/Gold
Key Parts: Ø35 Ceramic Cartridge,
Included: Handshower, Shower Hose

NF61213C/K/J

单孔单把落地式浴缸淋浴龙头
颜色: 铬色/黑色/金色
配置: Ø35陶瓷阀芯,
瑞士NEOPERL 节流器
标配: 花洒软管, 单功能手持花洒



Widespread Basin crystal Faucet
Finish/Color: Chrome
Key Parts: 90° Brass Cartridge,
NEOPERL Coin Slot Aerator
Included: Swarovski crystal -
Pop up Lift Rod/Knob
Stainless Connecting Hoses

NF21435C

分离式面盆水晶龙头
颜色: 铬色
配置: 90°铜阀芯,
瑞士NEOPERL 节流起泡器
(硬币快拆式)
标配: 施华洛世奇水晶,
不锈钢进水管编织软管



Widespread Basin crystal Faucet
Finish/Color: Gold
Key Parts: 90° Brass Cartridge,
NEOPERL Coin Slot Aerator
Included: Swarovski crystal -
Pop up Lift Rod/Knob
Stainless Connecting Hoses

NF21435G

分离式面盆水晶龙头
颜色: 金色
配置: 90°铜阀芯,
瑞士NEOPERL 节流起泡器
(硬币快拆式)
标配: 施华洛世奇水晶,
不锈钢进水管编织软管



Widespread Basin crystal Faucet
Finish/Color: Black
Key Parts: 90° Brass Cartridge,
NEOPERL Coin Slot Aerator
Included: Swarovski crystal -
Pop up Lift Rod/Knob
Stainless Connecting Hoses

NF21435K

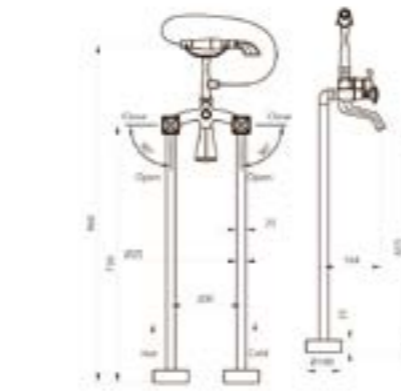
分离式面盆水晶龙头
颜色: 黑色
配置: 90°铜阀芯,
瑞士NEOPERL 节流起泡器
(硬币快拆式)
标配: 施华洛世奇水晶,
不锈钢进水管编织软管



Shower Column Set & Shower Faucet
Color: Gold
Key Parts: 90° Brass Cartridge
Included: Swarovski crystal -
single function hand-held
shower & shower hose

NF61435G

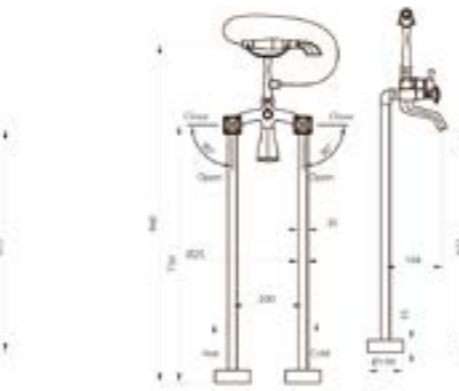
落地式浴缸淋浴龙头
颜色: 金色
配置: 90°铜阀芯,
标配: 施华洛世奇水晶,
单功能手持花洒和花洒软管



Shower Column Set & Shower Faucet
Color: Black
Key Parts: 90° Brass Cartridge
Included: Swarovski crystal -
single function hand-held
shower & shower hose

NF61435Y

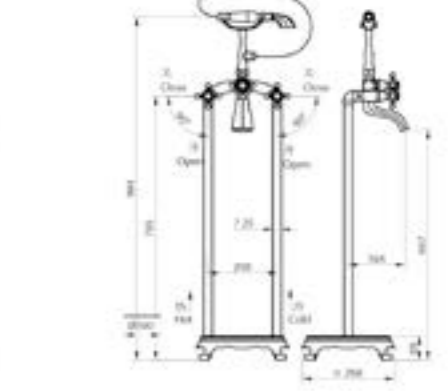
落地式浴缸淋浴龙头
颜色: 黑色
配置: 90°铜阀芯,
标配: 施华洛世奇水晶,
单功能手持花洒和花洒软管



Single Handle Floorstanding Bath Faucet
Color: ORB
Key Parts: Brass Cartridge
Included: Shower Hose
Handshower

NF61422Y

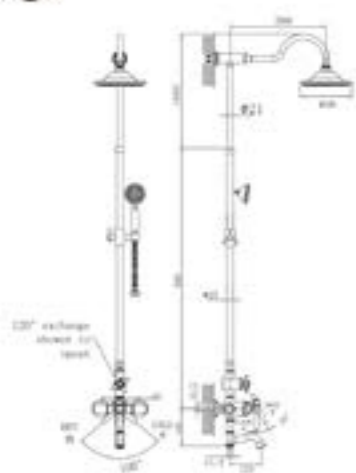
复古落地式浴缸淋浴龙头
颜色: ORB
配置: 铜阀芯, 配花洒软管
和手持花洒





Shower Column Set
Color: ORB
Key Parts: ϕ 35 Ceramic Cartridge
Included: 1.5m Shower Hose, Brass Handshower, Brass Rain Shower
挂墙淋浴龙头组
颜色: ORB
配置: ϕ 35陶瓷阀芯
标配: 1.5m银色手持花洒, 铜质喷头

ND2210Y




Shower Column
Color: Gold
Key Parts: 90° Brass Cartridge
Included: Swarovski crystal
淋浴柱组合
颜色: 金色
配置: ϕ 90°铜阀芯
标配: 施华洛世奇水晶

ND2211G



Shower Column
Color: ORB
Key Parts: 90° Brass Cartridge
Included: Swarovski crystal
淋浴柱组合
颜色: ORB
配置: ϕ 90°铜阀芯
标配: 施华洛世奇水晶

ND2211Y

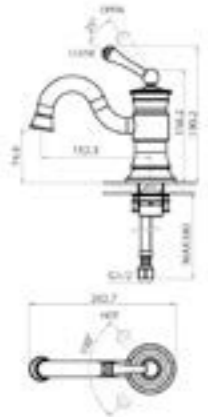


Single Handle Basin Faucet
Finish/Color: ORB
Key Parts: Lead-free Brass, ϕ 35 Ceramic Cartridge, NEOPERL Aerator
Included: Stainless Connecting Hoses

NF11424Y



单孔单把面盆龙头
颜色: 古铜色
配置: 无铅铜, ϕ 35陶瓷阀芯
瑞士NEOPERL节流起泡器
标配: 不锈钢进水编织软管

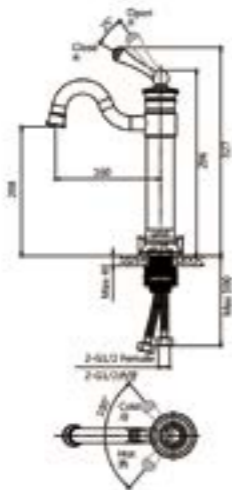


Single Handle Basin Faucet (Tall)
Finish/Color: ORB
Key Parts: Lead-free Brass, ϕ 35 Ceramic Cartridge, NEOPERL Aerator
Included: Stainless Connecting Hoses

NF11424Y-A



单孔单把面盆龙头 (加高型)
颜色: 古铜色
配置: 无铅铜, ϕ 35陶瓷阀芯
瑞士NEOPERL节流起泡器
标配: 不锈钢进水编织软管



Single Handle Pulldown Kitchen Faucet
Finish/Color: Chrome
Key Parts: ϕ 35 Ceramic Cartridge, NEOPERL Aerator
Included: Stainless Connecting Hoses

NF70102C-B


单孔单把抽取式厨房龙头
颜色: 铬色
配置: ϕ 35陶瓷阀芯
吸力式抽取喷头
瑞士NEOPERL节流起泡器
标配: 不锈钢进水编织软管



Single Handle Kitchen Faucet
Finish/Color: Chrome
Key Parts: ϕ 35 Ceramic Cartridge, NEOPERL Aerator
Included: Stainless Connecting Hoses

NF70102C-A

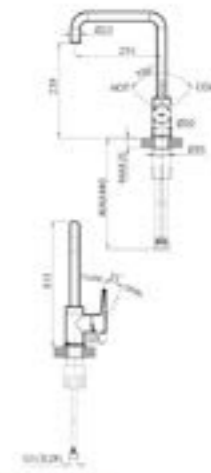
单孔单把厨房龙头
颜色: 铬色
配置: ϕ 35陶瓷阀芯
瑞士NEOPERL节流起泡器
标配: 不锈钢进水编织软管



Single Handle Kitchen Faucet
Finish/Color: Chrome
Key Parts: ϕ 35 Ceramic Cartridge, NEOPERL Aerator
Included: Stainless Connecting Hoses
Water Mark Approved

NF70202C-A

单孔单把厨房龙头
颜色: 铬色
配置: ϕ 35陶瓷阀芯
瑞士NEOPERL节流起泡器
标配: 不锈钢进水编织软管
通过Water Mark认证



SHOWER COLUMN SET


淋浴龙头组



Single Handle Kitchen Faucet
Finish/Color: Chrome
Key Parts: ϕ 35 Ceramic Cartridge, NEOPERL Aerator
Included: Stainless Connecting Hoses

NF70402C-A

单孔单把厨房龙头
颜色: 铬色
配置: ϕ 35陶瓷阀芯
瑞士NEOPERL节流起泡器
标配: 不锈钢进水编织软管



Single Handle Kitchen Faucet
Finish/Color: Chrome
Key Parts: ϕ 35 Ceramic Cartridge, NEOPERL Aerator
Included: Stainless Connecting Hoses
Water Mark Approved

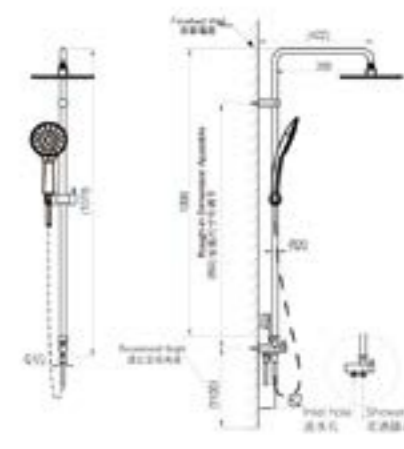
NF70302C-A

单孔单把厨房龙头
颜色: 铬色
配置: ϕ 35陶瓷阀芯
瑞士NEOPERL节流起泡器
标配: 不锈钢进水编织软管
通过Water Mark认证



Shower Column Set
1. Shower Column 1000x350mm (Brass)
2. 10" Round Shower Head (Brass)
3. 3 Function Hand Held Shower (ABS)
4. 1.5m Shower Hose (Silver)
5. 0.7m Connecting Hose (Silver)
挂墙淋浴龙头组
1. 淋浴柱尺寸: 1000x350mm, 材质: 铜
2. 10" 圆形铜质顶花洒
3. 三功能手持塑料花洒
4. 1.5m银色花洒软管
5. 0.7m 银色连接管

ND2201C-1



SHOWER COLUMN SET

淋浴龙头组



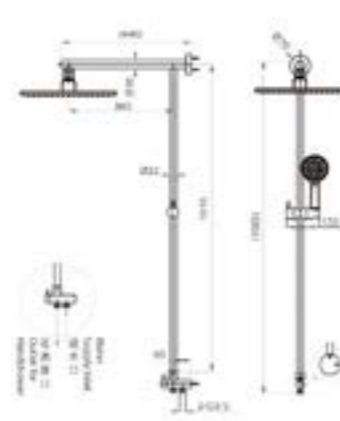

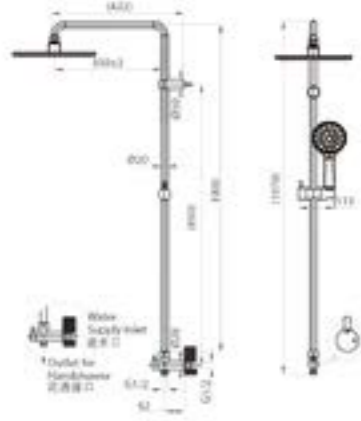
ND2202C-1



ND2203C-1



ND2204C-1



SHOWER COLUMN SET

淋浴龙头组



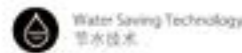
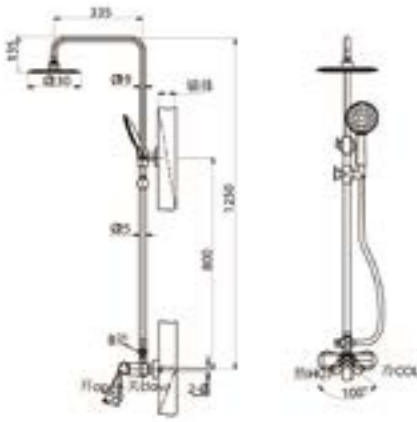
ND2213C



ND2214C



ND2215C



SOLID SURFACE FREE STANDING BATHTUBS

环保石独立缸



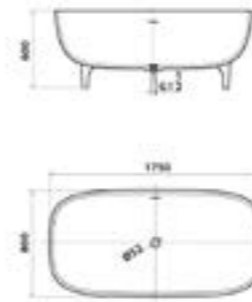
NB26701W-1

1.75m Solid Surface Free Standing Bathtub

Color: White
Material: Solid Surface
Included: Press Bath Drain ND9109W
Recommended Products: Drain Pipe ND9106C
Size: 1750x800x600mm

1.75米环保石独立浴缸

颜色: 白色
材质: 环保石
标配: 按压浴缸去水器 ND9109W
推荐使用浴缸去水器接管 ND9106C
尺寸: 1750x800x600mm



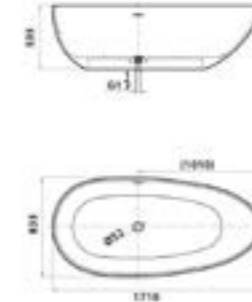
NB26702W-1

1.71m Solid Surface Free Standing Bathtub

Color: White
Material: Solid Surface
Included: Press Bath Drain ND9109W
Recommended Products: Drain Pipe ND9106N
Size: 1710x835x535mm

1.71米环保石独立浴缸

颜色: 白色
材质: 环保石
标配: 按压浴缸去水器 ND9109W
推荐使用浴缸去水器接管 ND9106N
尺寸: 1710x835x535mm



NB26703W-1

1.73m Solid Surface Free Standing Bathtub

Color: White
Material: Solid Surface
Included: Press Bath Drain ND9109W
Recommended Products: Drain Pipe ND9106N
Size: 1725x800x530mm

1.73米环保石独立浴缸

颜色: 白色
材质: 环保石
标配: 按压浴缸去水器 ND9109W
推荐使用浴缸去水器接管 ND9106N
尺寸: 1725x800x530mm



ACRYLIC FREE STANDING BATHTUBS

亚克力独立缸



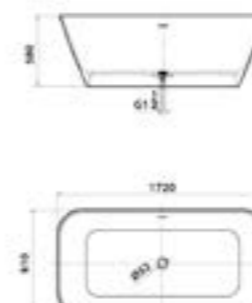
NB26705W-1

1.72m Solid Surface Free Standing Bathtub

Color: White
Material: Solid Surface
Included: Press Bath Drain ND9109W
Recommended Products: Drain Pipe ND9106N
Size: 1720x810x580mm

1.72米环保石独立浴缸

颜色: 白色
材质: 环保石
标配: 按压浴缸去水器 ND9109W
推荐使用浴缸去水器接管 ND9106N
尺寸: 1720x810x580mm



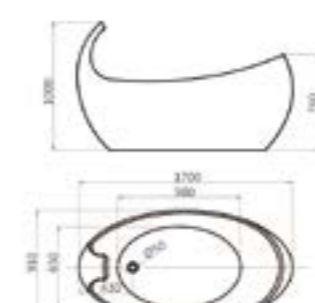
NB26706W-1A

1.7m Solid Surface Free Standing Bathtub

Color: White
Material: Solid Surface
Included: Press Bath Drain ND9109W
Recommended Products: Drain Pipe ND9106N
Size: 1700x910x1000mm

1.7米环保石独立浴缸

颜色: 白色
材质: 环保石
标配: 按压浴缸去水器 ND9109W
推荐使用浴缸去水器接管 ND9106N
尺寸: 1700x910x1000mm



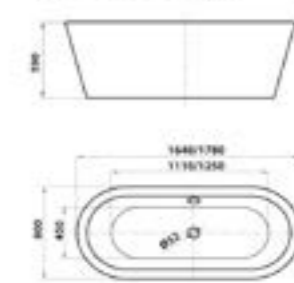
NB25803TW-1W

1.78m Acrylic Free Standing Bathtub

Color: White
Material: Acrylic
Included: Bath Drain ND9102C
Drain Pipe ND9106N
Size: 1780x800x590mm

1.78米亚克力独立浴缸

颜色: 白色
材质: 亚克力
标配: 浴缸去水器 ND9102C和
浴缸去水器接管 ND9106N
尺寸: 1780x800x590mm



ACRYLIC FREE STANDING BATHTUBS
亚克力独立缸



NB25503TW-1K

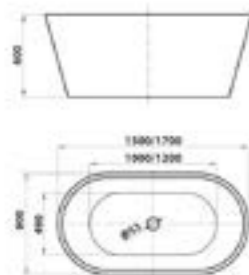


1.5m Acrylic Free Standing Bathtub

Color: Black and White
Material: Acrylic
Included: Brass Press Drain ND9111C, Drain Pipe ND9106N
Size: 1500x800x600mm

1.5米亚克力独立缸

颜色: 黑白
材质: 亚克力
标配: 铜质弹跳去水器ND9111C和浴缸去水器接管ND9106N
尺寸: 1500x800x600mm



NB25503TW-1W

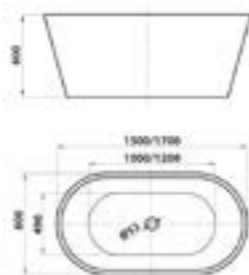


1.5m Acrylic Free Standing Bathtub

Color: White
Material: Acrylic
Included: Brass Press Drain ND9111C, Drain Pipe ND9106N
Size: 1500x800x600mm

1.5米亚克力独立缸

颜色: 白色
材质: 亚克力
标配: 铜质弹跳去水器ND9111C和浴缸去水器接管ND9106N
尺寸: 1500x800x600mm



NB25702TW-1K

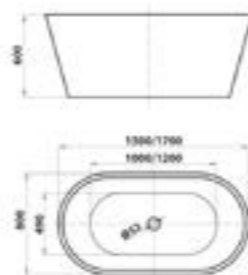


1.7m Acrylic Free Standing Bathtub

Color: Black and White
Material: Acrylic
Included: Brass Press Drain ND9111C, Drain Pipe ND9106N
Size: 1700x800x600mm

1.7米亚克力独立缸

颜色: 黑白
材质: 亚克力
标配: 铜质弹跳去水器ND9111C和浴缸去水器接管ND9106N
尺寸: 1700x800x600mm



NB25702TW-1W

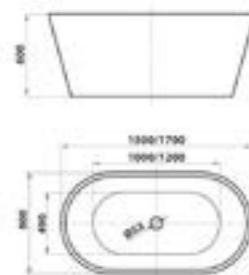


1.7m Acrylic Free Standing Bathtub

Color: White
Material: Acrylic
Included: Brass Press Drain ND9111C, Drain Pipe ND9106N
Size: 1700x800x600mm

1.7米亚克力独立缸

颜色: 白色
材质: 亚克力
标配: 铜质弹跳去水器ND9111C和浴缸去水器接管ND9106N
尺寸: 1700x800x600mm



NB25709TW-1K / NB25802TW-1K




1.7m/1.8m Arc Acrylic Free Standing Bathtub

Color: Black and White
Material: Acrylic
Included: Bath Drain ND9102C
Drain Pipe ND9106N
Size: 1700x770x800mm/1800x800x850mm

1.7米/1.8米弧形亚克力独立浴缸

颜色: 黑白
材质: 亚克力
标配: 浴缸去水器ND9102C和浴缸去水器接管ND9106N
尺寸: 1700x770x800mm/1800x800x850mm



NB25709TW-1W / NB25802TW-1W




1.7m/1.8m Arc Acrylic Free Standing Bathtub

Color: White
Material: Acrylic
Included: Bath Drain ND9102C
Drain Pipe ND9106N
Size: 1700x770x800mm/1800x800x850mm

1.7米/1.8米弧形亚克力独立浴缸

颜色: 白色
材质: 亚克力
标配: 浴缸去水器ND9102C和浴缸去水器接管ND9106N
尺寸: 1700x770x800mm/1800x800x850mm



ACRYLIC FREE STANDING BATHTUBS
亚克力独立缸



NB25701TW-1K




1.75m Acrylic Free Standing Bathtub

Color: Black and White
Material: Acrylic
Included: Bath Drain ND9102C
Drain Pipe ND9106N
Size: 1750x810x580mm

1.75米亚克力方形独立浴缸

颜色: 黑白
材质: 亚克力
标配: 浴缸去水器ND9102C和浴缸去水器接管ND9106N
尺寸: 1750x810x580mm



NB25701TW-1W

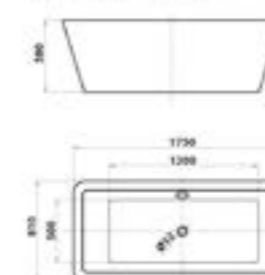


1.75m Acrylic Free Standing Bathtub

Color: White
Material: Acrylic
Included: Bath Drain ND9102C
Drain Pipe ND9106N
Size: 1750x810x580mm

1.75米亚克力方形独立浴缸

颜色: 白色
材质: 亚克力
标配: 浴缸去水器ND9102C和浴缸去水器接管ND9106N
尺寸: 1750x810x580mm



NB25601TW-1W



1.64m Acrylic Free Standing Bathtub

Color: White
Material: Acrylic
Included: Bath Drain ND9102C
Drain Pipe ND9106N
Size: 1640x800x590mm

1.64米亚克力独立缸

颜色: 白色
材质: 亚克力
标配: 浴缸去水器ND9102C和浴缸去水器接管ND9106N
尺寸: 1640x800x590mm



NB25708W-1KB
●NB25708W-B
●NP10212K



1.75m Acrylic Free Standing Bathtub

Color: white+black
Material: Acrylic
Included: brass Press Pop-up Drain ND9109C and brass drain pipe ND9106N, Optional NP1040SU shelf board
Size: 1750x840x580mm

1.75米亚克力独立缸

颜色: 白色/黑色
材质: 亚克力
标配: 铜制弹跳去水器ND9109C和铜制去水器接管ND9106N, 可选配NP1040SU置物板
尺寸: 1750x840x580mm



NB25708W-1KA
●NB25708W-B
●NP10212K-1



1.75m Acrylic Free Standing Bathtub

Color: white+black
Material: Acrylic
Included: brass Press Pop-up Drain ND9109C and brass drain pipe ND9106N, Optional NP1040SU shelf board
Size: 1750x840x580mm

1.75米亚克力独立缸

颜色: 白色/黑色
材质: 亚克力
标配: 铜制弹跳去水器ND9109C和铜制去水器接管ND9106N, 可选配NP1040SU置物板
尺寸: 1750x840x580mm



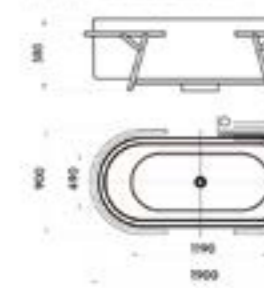
NB25708W-1K
●NB25708W-B
●NP10209K
●NP10403U



1.9m Free Standing Bathtub

Material: Acrylic
Color: White(W) & Black(K)
Included: ND9109C brass pop-up Drain and ND9106N brass tube(L=500mm), Optional NP1040SU shelf board
Size: 1900x900x580mm

1.9米独立浴缸
材质: 亚克力
颜色: 白色(W) & 黑色(K)
包含铜制弹跳去水器ND9109C和铜制去水器接管ND9106N, 可选配NP1040SU置物板
尺寸: 1900x900x580mm



ACRYLIC FREE STANDING BATHTUBS
亚克力独立缸



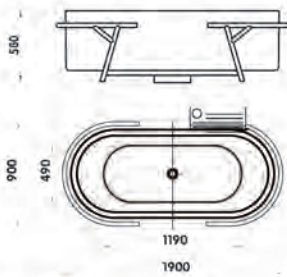
NB25708W-1W
●NB25708W-B
●NP10209K
●NP10403U

1.9m Free Standing Bathtub

Material: Acrylic
Color: White(W)&White(W)
Included: ND9109C brass pop-up Drain and ND9106N brass tube(L=500mm), Optional NP10405U shelf board
Size: 1900x900x580mm

1.9米独立浴缸

材质: 亚克力
颜色: 白色(W)&白色(W)
包含铜质弹跳去水器ND9109C和铜质去水器接管ND9106N, 可选配NP10405U置物板
尺寸: 1900x900x580mm



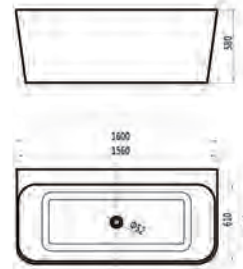
NB25602W-5

1.6m Acrylic Free Standing Bathtub

Material: Acrylic Color: White
Included: ND9102C brass pop-up and ND9106N brass tube(L=500mm)
Size: 1600x750x580

1.6米亚克力独立浴缸(含裙边/去水)

材质: 亚克力 颜色: 白色
包含铜质弹跳去水器ND9102C和铜质去水器接管ND9106N
尺寸: 1600x750x580



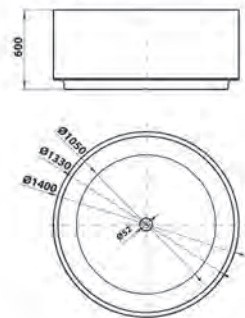
NB25401TW-1W

1.4m Acrylic Circular Free Standing Bathtub

Color: Black and White
Material: Acrylic
Included: Brass Pop-up Drain ND9111C, Drain Pipe ND9106N
Size: Φ 1400x600mm

1.4米亚克力圆形独立浴缸

颜色: 黑白
材质: 亚克力
标配: 铜质弹跳去水器ND9111C和浴缸去水器接管 ND9106N
尺寸: Φ 1400x600mm



MASSAGE BATHTUBS
按摩浴缸



NB25706W-2

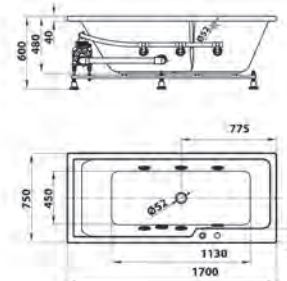


1.7m Acrylic Drop-in Massage Bathtub

Color: White
Material: Acrylic
Power Required: 220V/50Hz
Included: Bath Drain ND9102C, Drain Pipe ND9106N, Water Pump 1pc, Air Jet Control 1pc, Air Pressure Control 1pc, Water Jet 6pcs
Size: 1700x750x600mm

1.7米亚克力台面按摩浴缸

颜色: 白色
材质: 亚克力
电压: 220V/50Hz
标配: 浴缸去水器 ND9102C
浴缸去水器接管ND9106N
水泵1台, 欧式空气开关1个,
欧式气压调节开关1个, 6个白色按摩大喷嘴
尺寸: 1700x750x600mm



NB25901W-4

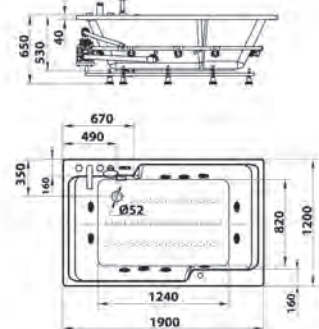


1.9m Acrylic Drop-in Massage Bathtub

Color: White
Material: Acrylic
Power Required: 220V/50Hz
Included: Bath Drain ND9112C, Drain Pipe ND9106N, Water Jet 10pcs, Small Air Jet 160pcs, LED Lighting, 4-PC Widespread Bath Faucet, Touch Control 1pc, Water Pump 1pc, Air Pump 1pc, Thermostat 1pc, Ozone Generator 1pc, Air Pressure Control 1pc
Size: 1900x1200x650mm

1.9米亚克力台面按摩浴缸

颜色: 白色
材质: 亚克力
电压: 220V/50Hz
标配: 浴缸去水器 ND9112C和浴缸去水器接管ND9106N
白色按摩大喷嘴10个, 针孔喷嘴160个, LED彩灯, 四件式龙头, 触控电子面板, 欧式气压调节开关1个
水泵/风泵/恒温器/臭氧发生器/气压调节开关各一套
尺寸: 1900x1200x650mm



MASSAGE BATHTUBS
按摩浴缸



NB25502W-6

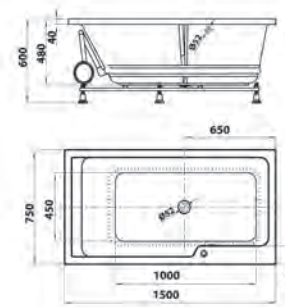


1.5m Acrylic Drop-in Massage Bathtub

Color: White
Material: Acrylic
Power Required: 220V/50Hz
Included: Bath Drain ND9102C, Drain Pipe ND9106N, Air Pump 1pc, Air Jet Control 1pc
Size: 1500x750x600mm

1.5米亚克力台面按摩浴缸

颜色: 白色
材质: 亚克力
电压: 220V/50Hz
标配: 浴缸去水器 ND9102C, 浴缸去水器接管ND9106N, 风泵1台, 欧式空气开关1个
尺寸: 1500x750x600mm



NB25502W-2

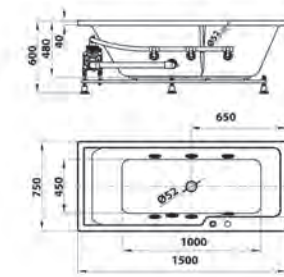


1.5m Acrylic Drop-in Massage Bathtub

Color: White
Material: Acrylic
Power Required: 220V/50Hz
Included: Bath Drain ND9102C, Drain Pipe ND9106N, Water Pump 1pc, Air Jet Control 1pc, Air Pressure Control 1pc, Water Jet 6pcs
Size: 1500x750x600mm

1.5米亚克力台面按摩浴缸

颜色: 白色 材质: 亚克力
电压: 220V/50Hz
标配: 浴缸去水器 ND9102C
浴缸去水器接管ND9106N
水泵1台, 欧式空气开关1个,
欧式气压调节开关1个, 6个白色按摩大喷嘴
尺寸: 1500x750x600mm



NB25706W-6

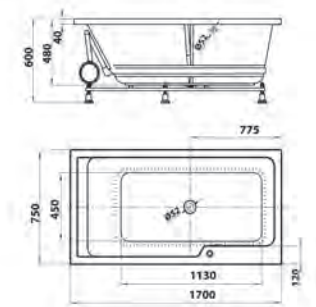


1.7m Acrylic Drop-in Massage Bathtub

Color: White
Material: Acrylic
Power Required: 220V/50Hz
Included: Bath Drain ND9102C, Drain Pipe ND9106N, Air Pump 1pc, Air Jet Control 1pc
Size: 1700x750x600mm

1.7米亚克力台面按摩浴缸

颜色: 白色
材质: 亚克力
电压: 220V/50Hz
标配: 浴缸去水器 ND9102C
浴缸去水器接管ND9106N, 风泵1台, 欧式空气开关1个
尺寸: 1700x750x600mm



NB25709TW-6W / NB25802TW-6W

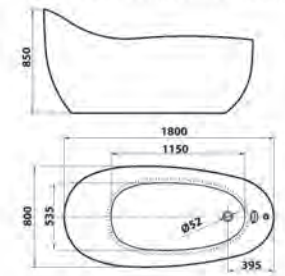


1.7m/1.8m Arc Acrylic Free Standing Massage Bathtub

Color: White
Material: Acrylic
Power Required: 220V/50Hz
Included: Bath Drain ND9102C, Drain Pipe ND9106N, Air Pump 1pc, Air Jet Control 1pc
Size: 1700x770x800mm/1800x800x850mm

1.7米/1.8米弧形亚克力独立泡泡按摩浴缸

颜色: 白色
材质: 亚克力
电压: 220V/50Hz
标配: 浴缸去水器 ND9102C, 浴缸去水器接管ND9106N, 风泵1台, 欧式空气开关1个
尺寸: 1700x770x800mm/1800x800x850mm



NB25709TW-6K / NB25802TW-6K

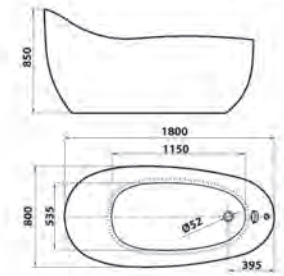


1.7m/1.8m Arc Acrylic Free Standing Massage Bathtub

Color: Black and White
Material: Acrylic
Power Required: 220V/50Hz
Included: Bath Drain ND9102C, Drain Pipe ND9106N, Air Pump 1pc, Air Jet Control 1pc
Size: 1700x770x800mm/1800x800x850mm

1.7米/1.8米弧形亚克力独立泡泡按摩浴缸

颜色: 黑白
材质: 亚克力
电压: 220V/50Hz
标配: 浴缸去水器 ND9102C, 浴缸去水器接管ND9106N, 风泵1台, 欧式空气开关1个
尺寸: 1700x770x800mm/1800x800x850mm



Seamless Joint
无缝对接技术



Bubble Massage
气泡按摩



Hydro Massage
水力恒温按摩



LED Lighting
LED水底灯



Touch Control
触控开关技术



Seamless Joint
无缝对接技术



Bubble Massage
气泡按摩



Hydro Massage
水力恒温按摩



LED Lighting
LED水底灯



Touch Control
触控开关技术

DROP-IN BATHTUBS
台面浴缸



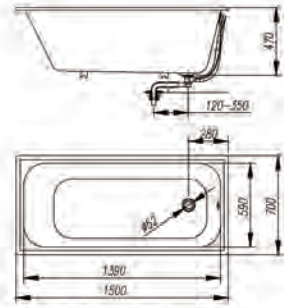
NB24502W

1.5m Cast Iron Drop-in Bathtub

Color: White
Material: Cast Iron
Recommended Products: Bath Drain ND9102C,
Drain Pipe ND9106N
Size: 1500x750x480mm

1.5米铸铁台面浴缸

颜色: 白色
材质: 铸铁
推荐: 浴缸去水器 ND9102C和
浴缸去水器接管ND9106N
尺寸: 1500x750x480mm



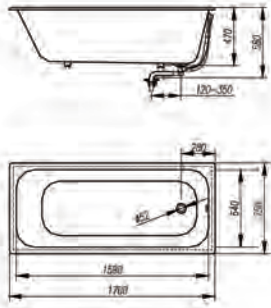
NB24702W

1.7m Cast Iron Drop-in Bathtub

Color: White
Material: Cast Iron
Recommended Products: Bath Drain ND9102C,
Drain Pipe ND9106N
Size: 1700x750x480mm

1.7米铸铁台面浴缸

颜色: 白色
材质: 铸铁
推荐: 浴缸去水器 ND9102C和
浴缸去水器接管ND9106N
尺寸: 1700x750x480mm



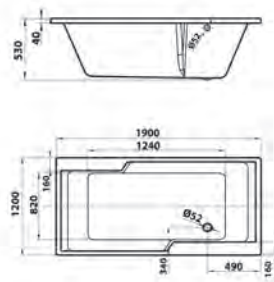
NB25901W

1.9m Acrylic Drop-in Bathtub

Color: White
Material: Acrylic
Recommended Products: Bath
Drain ND9102C,
Drain Pipe ND9106N
Size: 1900x1200x530mm

厚边1.9米亚克力台面浴缸

颜色: 白色
材质: 亚克力
推荐: 浴缸去水器 ND9102C和
浴缸去水器接管ND9106N
尺寸: 1900x1200x530mm



DROP-IN BATHTUBS
台面浴缸



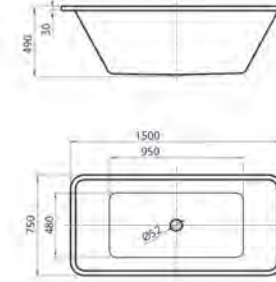
NB25501W

1.5m Acrylic Drop-in Bathtub

Color: White
Material: Acrylic
Recommended Products: Press Bath
Drain ND9111C, Drain Pipe ND9106N
Size: 1500x750x490mm

薄边1.5米亚克力台面浴缸

颜色: 白色
材质: 亚克力
推荐: 铜质弹跳去水器ND9111C和
浴缸去水器接管ND9106N
尺寸: 1500x750x490mm



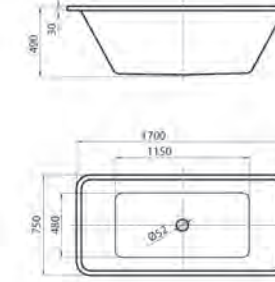
NB25703W

1.7m Acrylic Drop-in Bathtub

Color: White
Material: Acrylic
Recommended Products: Press Bath
Drain ND9111C, Drain Pipe ND9106N
Size: 1700x750x490mm

薄边1.7米亚克力台面浴缸

颜色: 白色
材质: 亚克力
推荐: 铜质弹跳去水器ND9111C和
浴缸去水器接管ND9106N
尺寸: 1700x750x490mm



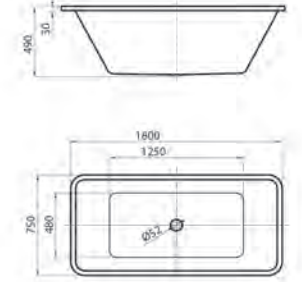
NB25801W

1.8m Acrylic Drop-in Bathtub

Color: White
Material: Acrylic
Recommended Products: Press Bath
Drain ND9111C, Drain Pipe ND9106N
Size: 1800x750x490mm

薄边1.8米亚克力台面浴缸

颜色: 白色
材质: 亚克力
推荐: 铜质弹跳去水器ND9111C和
浴缸去水器接管ND9106N
尺寸: 1800x750x490mm



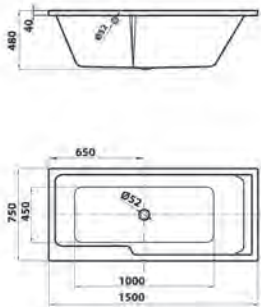
NB25502W

1.5m Acrylic Drop-in Bathtub

Color: White
Material: Acrylic
Recommended Products: Bath
Drain ND9102C,
Drain Pipe ND9106N
Size: 1500x750x480mm

1.5米亚克力台面浴缸

颜色: 白色
材质: 亚克力
推荐: 浴缸去水器 ND9102C和
浴缸去水器接管ND9106N
尺寸: 1500x750x480mm



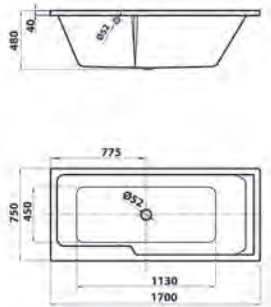
NB25706W

1.7m Acrylic Drop-in Bathtub

Color: White
Material: Acrylic
Recommended Products: Bath
Drain ND9102C,
Drain Pipe ND9106N
Size: 1700x750x480mm

1.7米亚克力台面浴缸

颜色: 白色
材质: 亚克力
推荐: 浴缸去水器 ND9102C和
浴缸去水器接管ND9106N
尺寸: 1700x750x480mm



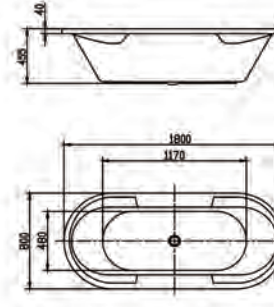
NB25804W

1.8m Acrylic Drop-in Bathtub

Color: White
Material: Acrylic
Recommended Products: Press Bath
Drain ND9102C, Drain Pipe ND9106N
Size: 1800x800x455mm

1.8米亚克力台面浴缸

颜色: 白色
材质: 亚克力
推荐: 选配去水器ND9102C
和浴缸去水器接管ND9106N
尺寸: 1800x800x455mm



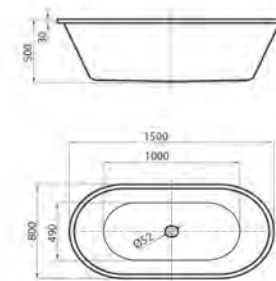
NB25503W

1.5m Acrylic Drop-in Bathtub

Color: White
Material: Acrylic
Recommended Products: Press Bath
Drain ND9111C,
Drain Pipe ND9106N
Size: 1500x800x500mm

薄边1.5米亚克力台面浴缸

颜色: 白色
材质: 亚克力
推荐: 铜质弹跳去水器ND9111C和
浴缸去水器接管ND9106N
尺寸: 1500x800x500mm



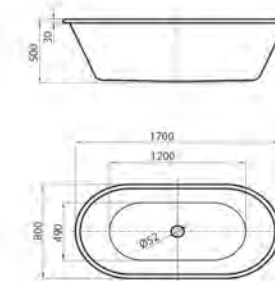
NB25702W

1.7m Acrylic Drop-in Bathtub

Color: White
Material: Acrylic
Recommended Products: Press Bath
Drain ND9111C,
Drain Pipe ND9106N
Size: 1700x800x500mm

薄边1.7米亚克力台面浴缸

颜色: 白色
材质: 亚克力
推荐: 铜质弹跳去水器ND9111C和
浴缸去水器接管ND9106N
尺寸: 1700x800x500mm



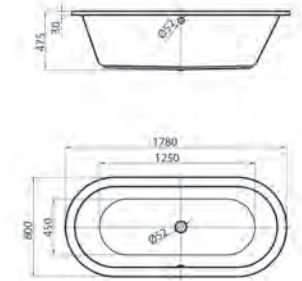
NB25803W

1.8m Acrylic Drop-in Bathtub

Color: White
Material: Acrylic
Recommended Parts: Bath Drain ND9102C,
Drain Pipe ND9106N
Size: 1780x800x475mm

1.8米亚克力台面浴缸

颜色: 白色
材质: 亚克力
推荐: 浴缸去水器 ND9102C和
浴缸去水器接管ND9106N
尺寸: 1780x800x475mm





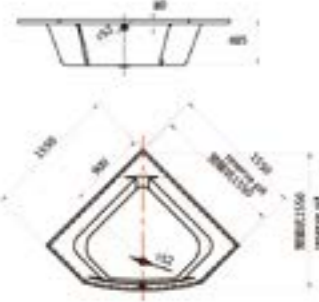
NB25504W

1.5m Drop-in Corner Bathtub

Material: Acrylic Color: White
Recommended Parts: Bath Drain ND9102C
Drain Pipe ND9106N
Size: 1550X1550X485

1.5米台面角缸

材质: 亚克力 颜色: 白色
推荐使用ND9102C
浴缸去水器及去水器连接管ND9106N
尺寸: 1550X1550X485



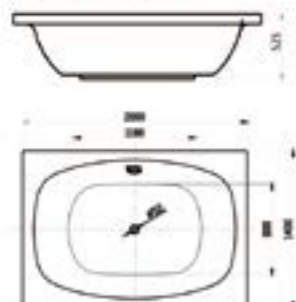
NB25001W-B

2m Acrylic Drop-in Bathtub

Material: Acrylic Color: White(W)
Recommended Parts: Bath Drain ND9102C
Drain Pipe ND9106N
Size: 2000X1400X525

2米亚克力台面浴缸

材质: 亚克力 颜色: 白色(W)
推荐使用ND9102C
浴缸去水器及去水器连接管ND9106N
尺寸: 2000X1400X525



NB25602W

1.6m Drop-in Bathtub

Material: Acrylic Color: White
Recommended Parts: Bath Drain ND9102C
Drain Pipe ND9106N
Size: 1600X750X465

1.6米台面浴缸

材质: 亚克力 颜色: 白色
推荐使用ND9102C
浴缸去水器及去水器连接管ND9106N
尺寸: 1600X750X465



NS11809CC/K/G-L/R

Linear sliding shower screen (left/right)

Size: 1400x2000mm
(1200-1600)x(1800-2000) mm
Color: Matt Black/Bright Chrome/Gold
Glass: 8mm Tempered Clear Glass
Key Parts: 6065 Aluminum, Stainless Ball Bearing Wheels

一字型推拉屏风 (左/右)

尺寸: 1400x2000mm
(1200-1600)x(1800-2000) mm
颜色: 哑黑色/亮铬/金色
玻璃: 8mm全钢化玻璃
配置: 6065铝材, 不锈钢轴承滑轮



NS11811CC/K/G-L/R

Linear frameless shower screen(left/right)

Size: 1400x2000mm
(1000-1400)x(1800-2000)mm
Color: Matt Black/Bright Chrome/Gold
Glass: 8mm Tempered Clear Glass
Key Parts: Brass Hinges, Brass Fixing Kits, Stainless Steel Handle and Water-blocking Strip

一字型无框屏风 (左/右)

尺寸: 1400x2000mm
(1000-1400)x(1800-2000)mm
颜色: 哑黑色/亮铬/金色
玻璃: 8mm全钢化玻璃
配置: 铜铰链, 铜堵头, 不锈钢拉杆和挡水条



NS11810CC/K/G-H

Linear sliding shower screen

Size: 1400x2000mm
(1400-2000)x(1800-2000) mm
Color: Matt Black/Bright Chrome/Gold
Glass: 8mm Tempered Clear Glass
Key Parts: 6065 Aluminum, Stainless Ball Bearing Wheels

一字型推拉屏风

尺寸: 1400x2000mm
(1400-2000)x(1800-2000) mm
颜色: 哑黑色/亮铬/金色
玻璃: 8mm全钢化玻璃
配置: 6065铝材, 不锈钢轴承滑轮



NS16803CC/K/G-L/R

Diamond shape shower screen with pivot door (left/right)

Size: 900x900x2000mm
(900-1200)x(900-1200)x(1800-2000)mm
Color: Matt Black/Bright Chrome/Gold
Glass: 8mm Tempered Clear Glass
Key Parts: Brass Hinges, Brass Fixing Kits, Stainless Steel Top Fixed Rod, Stainless Steel Handle and Water-blocking Strip

钻石型平开淋浴房 (左/右)

尺寸: 900x900x2000mm
(1400-2000)x(1800-2000) mm
颜色: 哑黑色/亮铬/金色
玻璃: 8mm全钢化玻璃
配置: 铜铰链, 铜堵头, 顶部采用一根沿轨道固定不锈钢杆, 不锈钢拉杆和挡水条



VERTEX SHOWER SCREENS
直角型淋浴房



NS12810CC/K/G-H

Vertex shower screen with sliding door
Size: 900x900x2000mm
(800-1200)x(800-1200)x(1800-2000) mm
Color: Matt Black/Bright Chrome/Gold
Glass: 8mm Tempered Clear Glass
Key Parts: 6065 Aluminum, Stainless Ball Bearing Wheels

直角型推拉淋浴房
尺寸: 900x900x2000mm
(800-1200)x(800-1200)x(1800-2000)mm
颜色: 哑黑色/亮铬/金色
玻璃: 8mm全钢化玻璃
配置: 6065铝材, 不锈钢轴承滑轮



NS12811CC/K/G-L/R

Vertex shower screen with sliding door (left/right)
Size: 800x1200x2000mm
(800-1200)x(800-1200)x(1800-2000) mm
Color: Matt Black/Bright Chrome/Gold
Glass: 8mm Tempered Clear Glass
Key Parts: 304 Stainless Steel, Stainless Ball Bearing Wheels

直角型推拉淋浴房 (左/右)
尺寸: 800x1200x2000mm
(800-1200)x(800-1200)x(1800-2000) mm
颜色: 哑黑色/亮铬/金色
玻璃: 8mm全钢化玻璃
配置: 304不锈钢, 不锈钢轴承滑轮

QUADRANT SHOWER SCREENS
扇型淋浴房



NS12812CC/K/G-L/R

Vertex shower screen with pivot door (left/right)
Size: 800x1200x2000mm
(800-1200)x(800-1200)x(1800-2000) mm
Color: Matt Black/Bright Chrome/Gold
Glass: 8mm Tempered Clear Glass
Key Parts: Offset Hinges, Brass Filing Kits, Chrome Handle

直角型平开淋浴房 (左/右)
尺寸: 800x1200x2000mm
(800-1200)x(800-1200)x(1800-2000) mm
颜色: 哑黑色/亮铬/金色
玻璃: 8mm全钢化玻璃
配置: 铜铰链, 铜填头, 不锈钢拉杆和把手套



NS15801CC-H

Quadrant Shower Screen with Sliding Door
Size: 900x900x2000mm
(900-1200)x(900-1200)x(1800-2000) mm
Color: Chrome/Gold/Black
Glass: 8mm Tempered Clear Glass
Key Parts: 6065 Aluminum, Stainless Steel Bearing Double Wheels

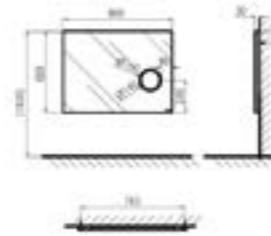
扇型推拉淋浴房
尺寸: 900x900x2000mm
(900-1200)x(900-1200)x(1800-2000) mm
颜色: 铬色/金色/黑色
玻璃: 8mm全钢化玻璃, /金色/黑色
配置: 6065铝材, 不锈钢轴承, 双滑轮

BATHROOM MIRRORS
浴室镜



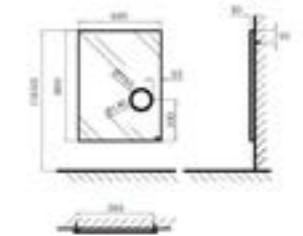
NM1801N-M

Rectangle Mirror with Magnifier
Size: 800x600mm
Features: Magnifier
带放大镜方型半框镜
尺寸: 800x600mm
配置: 带放大镜



NM1605N-M

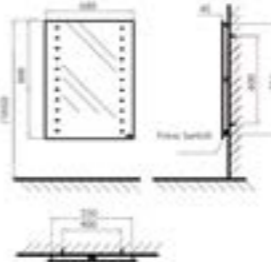
Rectangle Mirror with Magnifier
Size: 600x800mm
Features: Magnifier
带放大镜方型半框镜
尺寸: 600x800mm
配置: 带放大镜



NM1603N-L

Rectangle Mirror with LED
Size: 600x800mm
Features: Fogless, Rear PVC Explosion Pray Film, Water-proof Built-in White Light, Press Switch
Power Required: 220V/50Hz

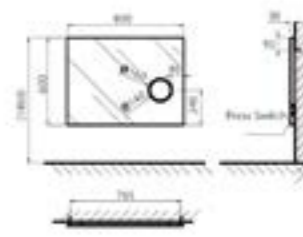
LED方型全框镜
尺寸: 600x800mm
配置: 防雾镜面, 背部PVC贴防爆膜, 防水白光光源, 按压开关
输入电压: 220V/50HZ



NM1801N-LMT

Rectangle Mirror with LED, Magnifier, Digital Clock
Size: 800x600mm
Features: Fogless, Rear PVC Explosion Pray Film, Water-proof Built-in White Light, Magnifier, Digital Clock, Press Switch
Power Required: 220V/50Hz

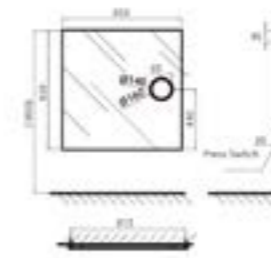
LED带放大镜方型半框时镜
尺寸: 800x600mm
配置: 防雾镜面, 背部PVC贴防爆膜, 防水白光光源, 带放大镜/时钟, 按压开关
输入电压: 220V/50HZ



NM1851N-LMT

Square Mirror with LED, Magnifier, Digital Clock
Size: 850x850mm
Features: Fogless, Rear PVC Explosion Pray Film, Water-proof Built-in White Light, Magnifier, Digital Clock, Press Switch
Power Required: 220V/50Hz


LED带放大镜方型半框时镜
尺寸: 850x850mm
配置: 防雾镜面, 背部PVC贴防爆膜, 防水白光光源, 带放大镜/时钟, 按压开关
输入电压: 220V/50HZ



NM1605N-LMT

Rectangle Mirror with LED, Magnifier Digital Clock
Size: 600x800mm
Features: Fogless, Rear PVC Explosion Pray Film, Water-proof Built-in Light, Magnifier, Digital Clock, Press Switch
Power Required: 220V/50Hz

LED带放大镜方型半框时镜
尺寸: 600x800mm
配置: 防雾镜面, 背部PVC贴防爆膜, 防水白光光源, 带放大镜/时钟, 按压开关
输入电压: 220V/50HZ





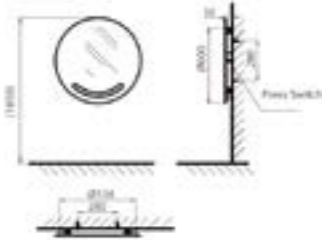
NM1601N-L

Round Mirror with LED

Size: Ø600mm
Features: Fogless, Rear PVC Explosion Pray Film
Water-proof Built-in White Light, Press Switch
Power Required: 220V/50Hz

LED圓型全框鏡

尺寸: Ø600
配置: 防霧鏡面, 背部PVC粘貼膠膜
防水白光燈源, 按壓開關
輸入電壓: 220V/50HZ



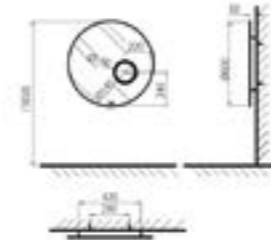
NM1601N-M

Round Mirror with Magnifier

Size: Ø600mm
Features: Magnifier

帶放大鏡圓型半框鏡

尺寸: Ø600
配置: 帶放大鏡



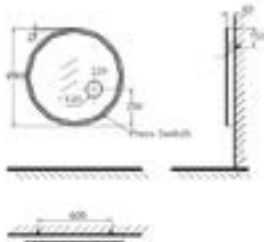
NM18006N-LM

Round Mirror with LED, Magnifier

Size: Ø800mm
Features: Fogless, Rear PVC Explosion Pray Film
Water-proof Built-in White Light, Press Switch
Power Required: 220V/50Hz

LED帶放大鏡圓型全框鏡

尺寸: Ø800mm
配置: 防霧鏡面, 背部PVC粘貼膠膜
防水白光燈源, 按壓開關
輸入電壓: 220V/50HZ



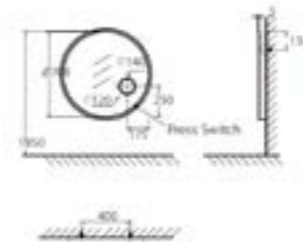
NM17001N-LM

Rectangle Mirror with LED, Magnifier

Size: Ø700mm
Features: Fogless, Rear PVC Explosion Pray Film
Water-proof Built-in White Light, Press Switch
Power Required: 220V/50Hz

LED帶放大鏡圓型半框鏡

尺寸: Ø700mm
配置: 防霧鏡面, 背部PVC粘貼膠膜
防水白光燈源, 按壓開關
輸入電壓: 220V/50HZ



NM16017K

NEW

60cm Rectangle Metal Frame Mirror

Size: 600x800x25mm
Material: SUS304

60公分普通方形金屬鏡

尺寸: 600x800x25mm
材質: SUS304



NM18009K

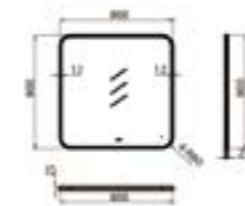
★ NEW

80cm Rectangle Metal Frame Mirror

Size: 800x800x25mm
Material: SUS304

80公分普通方形金屬鏡

尺寸: 800x800x25mm
材質: SUS304



NM18010K

★ NEW

80cm Round Metal Frame Mirror

Size: Ø800x25mm
Material: SUS304

80公分普通圓形金屬鏡

尺寸: Ø800x25mm
材質: SUS304



NM110004K

NEW

100cm Round Metal Frame Mirror

Size: Ø1000x25mm
Material: SUS304

100公分普通圓形金屬鏡

尺寸: Ø1000x25mm
材質: SUS304



NM16016N-L

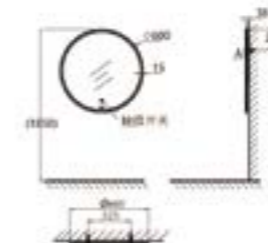
★ NEW

Round Mirror With LED (Touch Control)

Size: Ø600mm
Features: Fogless, PVC explosion-proof film at the back,
water-proof built-in white light, with press switch
Power Required: 220V/50Hz

LED圓型半框鏡 (觸摸式)

尺寸: Ø600mm
配置: 防霧鏡面, 背部PVC粘貼膠膜,
防水白光燈源, 觸摸開關
輸入電壓: 220V/50HZ



NM18008N-L

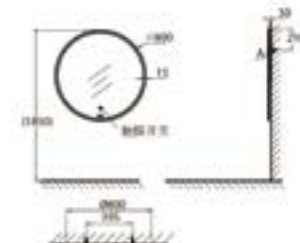
NEW

Round Mirror With LED (Touch Control)

Size: Ø800mm
Features: Fogless, PVC explosion-proof film at the back,
water-proof built-in white light, with press switch
Power Required: 220V/50Hz

LED圓型半框鏡 (觸摸式)

尺寸: Ø800mm
配置: 防霧鏡面, 背部PVC粘貼膠膜,
防水白光燈源, 觸摸開關
輸入電壓: 220V/50HZ



NM16015N-LM

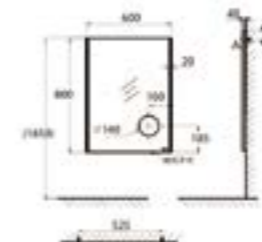
★ NEW

Rectangle Mirror With Led & Magnifier

Size: 600x800x40mm
Features: Fogless, PVC explosion-proof film
at the back; water-proof built-in white light,
with magnifier and press switch

LED帶放大鏡方型全框鏡

尺寸: 600x800x40mm
配置: 防霧鏡面, 背部PVC粘貼膠膜,
防水白光燈源, 帶放大鏡功能, 按壓開關



NM18007N-LM

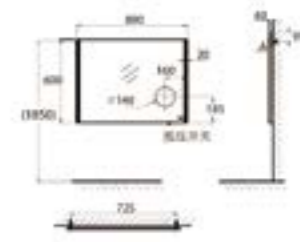
★ NEW

Rectangle Mirror With Led & Magnifier

Size: 800x600x40mm
Features: Fogless, PVC explosion-proof film
at the back; water-proof built-in white light,
with magnifier and press switch

LED帶放大鏡方型全框鏡

尺寸: 800x600x40mm
配置: 防霧鏡面, 背部PVC粘貼膠膜,
防水白光燈源, 帶放大鏡功能, 按壓開關



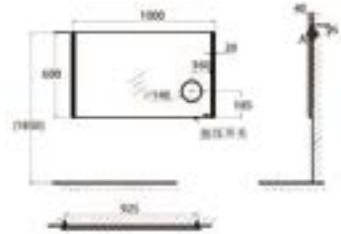
NEW Rectangle Mirror With Led & Magnifier

Size: 1000x600x40mm
Features: Fogless, PVC explosion-proof film at the back; water-proof built-in white light, with magnifier and press switch

LED带放大镜方型全框镜
尺寸: 1000x600x40mm
配置: 防雾镜面, 背部PVC防爆膜, 防水白光光源, 带放大镜功能, 按压开关



NM110003N-LM



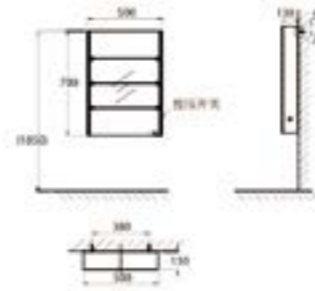
★ NEW One-door Mirror Cabinet With Led(Socket Inside)

Size: 500x700x130mm
Features: Double-side Fogless mirror; water-proof built-in white light, with press switch; Height-adjustable glass shelf; Power required: 220V/50HZ; Shaver socket: 220V/20W; Two side lighting

LED方型单门镜柜(内置插座)
尺寸: 500x700x130mm
配置: 防雾双面镜面, 防水白光光源, 按压开关, 镜柜内玻璃层高度可调节
输入电压: 220V/50HZ
内置插座: 220V/20W(专用剃须刀插座)
两边发光



NM25003N-LS



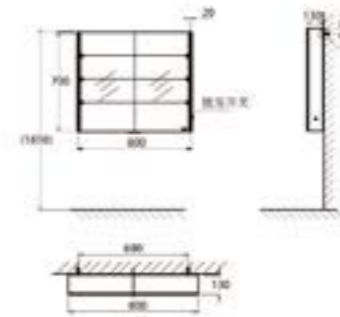
★ NEW Two-door Mirror Cabinet With Led(Socket Inside)

Size: 800x700x130mm
Features: Double-side Fogless mirror; water-proof built-in white light, with press switch; Height-adjustable glass shelf; Power required: 220V/50HZ; Shaver socket: 220V/20W; Two side lighting

LED方型双门镜柜(内置插座)
尺寸: 800x700x130mm
配置: 防雾双面镜面, 防水白光光源, 按压开关, 镜柜内玻璃层高度可调节
输入电压: 220V/50HZ
内置插座: 220V/20W(专用剃须刀插座)
两边发光



NM28003N-LS



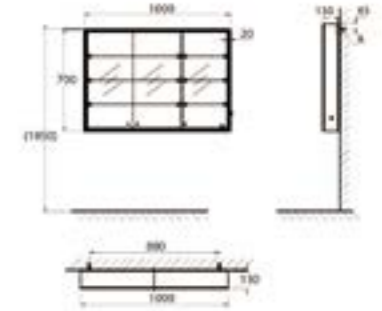
NEW Three-door Mirror Cabinet With Led(Socket Inside)

Size: 1000x700x130mm
Features: Double-side Fogless mirror; water-proof built-in white light, with press switch; Height-adjustable glass shelf; Power required: 220V/50HZ; Shaver socket: 220V/20W; All rim lighting

LED方型三门镜柜(内置插座)
尺寸: 1000x700x130mm
配置: 防雾双面镜面, 防水白光光源, 按压开关, 镜柜内玻璃层高度可调节
输入电压: 220V/50HZ
内置插座: 220V/20W(专用剃须刀插座)
四周发光



NM210002N-LS



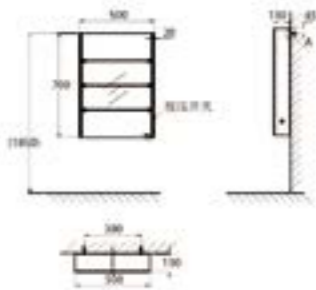
NEW One-door Mirror Cabinet With Led(Socket Inside)

Size: 500x700x130mm
Features: Double-side Fogless mirror; water-proof built-in white light, with press switch; Height-adjustable glass shelf; Power required: 220V/50HZ; Shaver socket: 220V/20W; All rim lighting

LED方型单门镜柜(内置插座)
尺寸: 500x700x130mm
配置: 防雾双面镜面, 防水白光光源, 按压开关, 镜柜内玻璃层高度可调节
输入电压: 220V/50HZ
内置插座: 220V/20W(专用剃须刀插座)
四周发光



NM25004N-LS



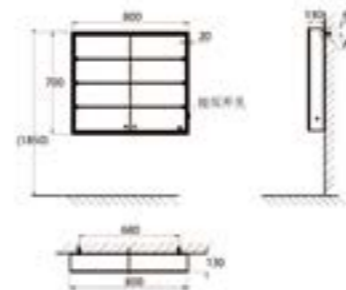
NEW Two-door Mirror Cabinet With Led(Socket Inside)

Size: 800x700x130mm
Features: Double-side Fogless mirror; water-proof built-in white light, with press switch; Height-adjustable glass shelf; Power required: 220V/50HZ; Shaver socket: 220V/20W; All rim lighting

LED方型双门镜柜(内置插座)
尺寸: 800x700x130mm
配置: 防雾双面镜面, 防水白光光源, 按压开关, 镜柜内玻璃层高度可调节
输入电压: 220V/50HZ
内置插座: 220V/20W(专用剃须刀插座)
四周发光



NM28002N-LS



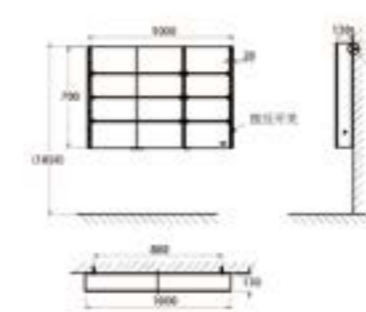
NEW Three-door Mirror Cabinet With Led(Socket Inside)

Size: 1000x700x130mm
Features: Double-side Fogless mirror; water-proof built-in white light, with press switch; Height-adjustable glass shelf; Power required: 220V/50HZ; Shaver socket: 220V/20W; Two side lighting

LED方型三门镜柜(内置插座)
尺寸: 1000x700x130mm
配置: 防雾双面镜面, 防水白光光源, 按压开关, 镜柜内玻璃层高度可调节
输入电压: 220V/50HZ
内置插座: 220V/20W(专用剃须刀插座)
两边发光



NM210003N-LS



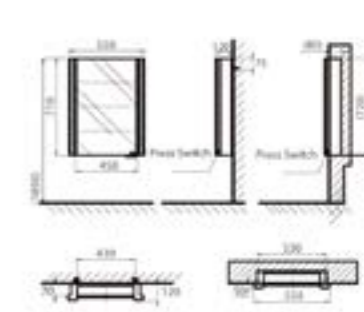
One-door Mirror Cabinet With Led(Socket Inside)

Size: 550x710x120mm
Features: Fogless, Rear PVC Explosion Pray Film Water-proof Built-in White Light, Press Switch Height-adjustable Shelves
Power Required: 220V/50HZ
Shaver Socket: 220V 20W

LED方型单门镜柜(内置插座)
尺寸: 550x710x120mm
配置: 防雾镜面, 双面镜片, 防水白光光源, 按压开关, 镜柜内玻璃层高度可调节
输入电压: 220V/50HZ
内置插座电压: 220V/20W(专用剃须刀插座)



NM2551N-LS





NEW

Revolving Cheval Mirror Cabinet

Size: 300x1300x145mm

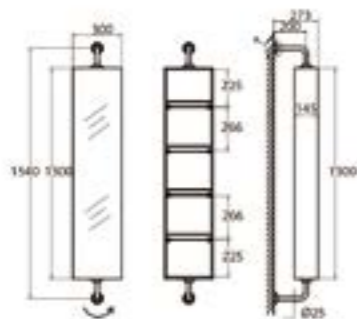
Features: Double-side mirror; Glass shelf
Vertical rotated

旋转式全身镜柜

尺寸: 300x1300x145mm

配置: 双面镜面, 玻璃置物层板,
可旋转变化

NM23001N



One's bathroom design reveals his life's taste, our goal is to help our end users to enjoy their lives through bathroom product innovation and our professional project design. Innoci is a brand that represents dreams and possibilities for life, not just for your visual enjoyment and comfort, but creating different life styles.

浴室的设计代表了一个家的生活品味, 我们的理想是希望透过不同的浴室产品设计及组合方案, 让消费者感受到生活美好的一面, 除了视觉上的享受外, 还有不同的生活方式, 透过innoci这个品牌传达出种种对生活的梦想及充满可能性的人生。

innoci.
L i f e s t y l e